





# Al's Coins

Dealer in Mint Errors  
and Currency Errors

alscoins.com



**S**pecializing in Mint Errors and Currency Errors for 25 years. Visit my website to see a diverse group of type, modern mint and major currency errors. We also handle regular U.S. and World coins.



I'm a member of CONECA and the American Numismatic Association. I deal with major Mint Error Dealers and have an excellent standing with eBay. Check out my show schedule to see which major shows I will be attending. I solicit want lists and will locate the Mint Errors of your dreams.

## Al's Coins

P.O. Box 147

National City, CA 91951-0147

Phone: (619) 442-3728

Fax: (619) 442-3693

e-mail: [alscoins@aol.com](mailto:alscoins@aol.com)



# MINT ERROR NEWS MAGAZINE

Bringing the latest mint error news to the collector.



Volume I • Issue III • Fall 2003

**Publisher & Editor**  
**Mike Byers**

**Production Design**  
**Sam Rhazi**

**Contributing Editors**

**Fred Weinberg**  
**Allan Levy**

**Contributing Writers**

James Archibald • Frederick Bart  
Ray Gaudette • Henry Hilgard  
Bob McLaughlin • Frank LaMondie  
Richard Lewis • Harold Oldham  
Bill Snyder • Saul Teichman  
Frank Vedel • Martin Wettmark

**Advertising**

The ad space is sold out. Please e-mail  
editor@minterrornews.com to be added  
to the waiting list.

**Subscriptions**

For a complimentary issue please e-mail  
editor@minterrornews.com

*Mint Error News* is the official publication of  
minterrornews.com. All content Copyright 2003  
*Mint Error News*. P.O. Box 5090, San Clemente,  
CA 92674. All rights reserved. No part of this  
magazine may be reproduced in any form without  
the expressed written permission of the publisher.  
Opinions expressed in this publication do not  
necessarily represent the viewpoints of *Mint Er-  
ror News*. This publication is distributed with  
the understanding that the information presented  
herein is from various sources for which there can  
be no warranty or responsibility by the publisher  
as to accuracy, price or completeness. *Mint Error  
News* accepts unsolicited manuscripts, artwork,  
and photographs for publication. Direct editorial  
submissions to editor@minterrornews.com or P.O.  
Box 5090, San Clemente, CA 92609. All unsol-  
icited material will not be returned.

PRINTED IN THE U.S.A.

# Mint Error News Magazine

Mike Byers' Welcome	4
Eight Reales With Four Error Features	5
Off-Center Errors	6
PCGS Certifies Unique Jefferson Nickel Die Trial	8
Around The World - Updating Activity In and Around Error World	11
1910 Lincoln Cent Uniface Test Strike Unique Discovery	12
1944 Steel Cent	14
85 Reasons to Collect Error Coins	16
Unique Quarter Multi Struck on Copper Core	20
Humidity - The Silent Attacker	22
1862 Indian Cent Obverse Die Cap	25
1901/0-S \$5 Liberty Gold Struck 10% Off-Center	26
Double Struck 20¢ Piece - Unique Discovery	28
Unique Gold Brockage Sells For Record Price of \$75,000	29
Unique 2 Headed Shilling	30
Martha Washington Dime Sells For \$51,750	31
Mint Error News Price Guide	33
Exclusive Discounts	41
How To Use The Auctions Without Getting Skinned	42
Discovery of Error on Experimental Currency	46
Proof Sacagawea Dollar Die Crack	48
Error Oddity Coins - What Are They?	49
Errors From The Royal Mint	52
Double Struck Swedish Gold Coin	54
V Nickels on Cent Planchets	56
Matched Brockage Pairs	60
Mint Error News Museum	62
Frequently Asked Questions	66
Highlights From My Collection of Swedish Error Coins	68

# MINT **ERROR** NEWS<sup>TM</sup> MAGAZINE

Bringing the latest mint error news to the collector.



Mike Byers, Publisher & Editor  
Welcomes You!

Welcome to Mint Error News Magazine, bringing the latest mint error news and information to the collector. The focus of the magazine will be on articles, features and discoveries of major mint errors (striking errors) from the United States and around the World. Minterrornews.com was launched on February 4, 2003.

Two major Mint Error News sponsors are Mike Byers and ANACS. Mint Error News released its first magazine in the spring of 2003. Mike Byers is the Publisher and Editor of Mint Error News Magazine.

Mike Byers (mikebyers.com) has been a Professional Numismatist since 1978. He specializes in U.S. and World errors, and is now the largest dealer of the world's rarest mint errors. His new discoveries of major mint errors has been front page news for years. Mike Byers is also a Consultant for ANACS for Mint Errors.

ANACS is one of the three major grading services. They have been authenticating, certifying and encapsulating mint errors since 1991 which is years longer than the other two grading services combined. ANACS is highly respected in the Numismatic Community and has extensive experience in authenticating mint errors.

Two other sponsors to minterrornews.com are Tim Bullard (errorcointrader.com) and Allan Levy (alscoins.com). Because of their combined experience and insight of the error coin market, they will bring valuable news and information to minterrornews.com.

Additional sponsors are CoinLink, CoinFacts.com, errorworldclub.org, Eureka Trading, uspatterns.com, Northeast Numismatics, Robert L. Astrich and The Software Clinic. We encourage collectors and dealers to submit articles and photos of major mint errors that we may feature on the website.

CoinFacts.com

Your Online Reference For U.S. Coins



# Eight Reales with Four Error features

by Henry Hilgard

For fifty years or so before the first U.S. dollars were coined (by the U.S. Mint), the most widely accepted dollar-size coin circulating in the American Colonies was the Spanish-American “pillar dollar”, or “piece of eight”. It was valued at 8 reales. And even after the mint began producing dollars in 1794, Spanish-American coinage continued to be legal tender in the United States for over sixty years . . . that is, until 1857. Therefore an eight reale piece like this one, struck in Mexico in 1775, would have made the rounds in the American Colonies, and later would have circulated freely, equivalent to one U.S. Dollar, in the United States of America.

But what has happened to this particular piece? First, it was struck slightly off-center to about

7:30 o’clock. Then it flipped over and was struck a second time, about 75% off-center to 7:00. However, during the second strike it was sandwiched between the obverse die on one side, and the obverse of an already struck coin on the other. This produced a partial brockage (indent of the the obverse of an already struck coin) on the obverse of our coin, and a clear flip-over, double-strike on the reverse. The 1775 date is indicated by the “75” that shows from the second strike on the reverse.

These four error features are then as follows: off-center, flip-over, double-strike and partial brockage. Come to think of it, maybe this particular coin wouldn’t have been so readily accepted in the American Colonies. You can reach me at [hhilgard@aol.com](mailto:hhilgard@aol.com).



# Off-Center Errors

by Al Levy

Here are records of recent sales of off-center mint errors on eBay:

- All coins were listed on eBay and closed from 04/01/03 to 06/30/03.
- All lots had buyers. If the coins actually changed hands is unknown.
- A picture accompanied each lot or it was not recognized.
- Mislabelled items were ignored.
- Some lots may have changed hands more than once.
- “D” next to the date symbolizes that the coin had damage or was scratched.
- “C” next to the date symbolizes that the coin was cleaned.
- “B” next to the date symbolizes that the coin had damage and was cleaned.
- If the date or mint mark was missing or partially visible, parentheses were used.
- Postage/handling/insurance fees were ignored.
- Major auctions were not listed.

DENOM	YEAR	NOTES	GRADE	LESS:11%	11%-35%	36%-75%	OVER 75%
1c	1798		AG	\$ 137.50			
1c	1826	D	NCS N-4	\$ 250.00			
1c	1891		ANACS F10		\$ 261.78		
1c	1891		NGC 58		\$ 268.55		
1c	(1895)		XF	\$ 144.01			
1c	1900		AU BRN	\$ 67.00			
1c	1900		ANACS64RD	\$ 361.78			
1c	1901		ANACS 40	\$ 83.75			
1c	1901		ANACS 45		\$ 124.73		
1c	1901		ANACS 64 BRN	\$ 360.00			
1c	1902		ANACS 12		\$ 179.05		
1c	1902		XF	\$ 57.00			
1c	1903		GEM RED	\$ 51.03			
1c	1905		ANACS 62	\$ 162.50			
1c	1917		ANACS60RB			\$ 553.00	
1c	1917-S	D	GOOD		\$ 54.00		
1c	1918-D		NGC65BRN	\$ 282.88			
1c	1918-S		PCGS 25			\$ 227.50	
1c	1919	D	XF	\$ 46.51			
1c	1919-S		PCGS64 BN	\$ 404.00			
1c	1920		AU BRN		\$ 123.50		
1c	192(?)		AU BRN		\$ 38.77		
1c	192(?)		CH BU BRN		\$ 62.89		
1c	1934		VG	\$ 46.00			
1c	1935		NGC 63 RB	\$ 98.00			
1c	1941		VG	\$ 20.51			
1c	1941		XF	\$ 32.97			
1c	1941		UNC BRN	\$ 40.95			
1c	1942		CH BU RED	\$ 47.25			
1c	1943	C	ANACS 55	\$ 70.00			

DENOM	YEAR	NOTES	GRADE	LESS:11%	11%-35%	36%-75%	OVER 75%
1c	1943		BU	\$ 49.93			
1c	1943-S	B	AU		\$ 105.10		
1c	1943-S		AU	\$ 46.75			
1c	1944		VG	\$ 21.71			
1c	1944		BU BRN		\$ 76.00		
1c	1944		NGC 64 RB	\$ 47.98			
1c	1945		XF		\$ 33.89		
1c	1945-S		BU BRN	\$ 41.00			
1c	1946-S		XF			\$ 93.00	
1c	194(?)		BU R&B		\$ 12.62		
1c	195(0)-S		BU R&B		\$ 56.55		
1c	1951-D		BU BRN		\$ 103.61		
1c	1952-D		UNC BRN		\$ 68.89		
1c	1952-D		UNC RED		\$ 65.51		
1c	1953		NGC64 BN			\$ 106.54	
1c	1957-D		UNC BRN				\$ 40.99
1c	1958-(?)		BU R&B				\$ 59.00
1c	1959		CH BU RD	\$ 29.95			
1c	1962-D		BU BRN			\$ 41.04	
1c	1963(?)		UNC BRN			\$ 20.50	
1c	1964		UNC BRN			\$ 13.50	
1c	1964		BU BRN			\$ 15.65	
1c	1964		CH BU RED		\$ 11.00		
1c	1965		CH BU BRN			\$ 28.93	
1c	1966		BU BRN				\$ 12.61
1c	1966		CH BU RED	\$ 9.50			
1c	1968-D		BU RB			\$ 7.00	
1c	(1)969-(D)		AU BRN				\$ 33.33
1c	1970-D		BU BRN			\$ 18.50	\$ 9.95
1c	1970-D		BU R&B			\$ 25.00	

DENOM	YEAR	NOTES	GRADE	LESS:11%	11%-35%	36%-75%	OVER 75%	DENOM	YEAR	NOTES	GRADE	LESS:11%	11%-35%	36%-75%	OVER 75%
1c	(1972)		AU BRN			\$ 6.50		25c	1987-(?)		BU			\$ 20.50	
1c	1972-S		AU				\$ 114.05	25c	1988-P		UNC	\$ 20.50			
1c	1973-D		UNC RB			\$ 4.99		25c	1989-D	D	UNC				\$ 9.50
1c	1973-S		CH BU RB				\$ 223.00	25c	1989-P		UNC		\$ 32.51	\$ 48.50	
1c	1977	D	UNC BRN				\$ 13.01	25c	1994-P		CH BU			\$ 29.89	
1c	1982 SD	BRZ	ANACS63RD				\$ 113.61	25c	1995 (?)		BU		\$ 28.50		
1c	1982 LD	ZINC	BU RED			\$ 9.72		25c	1995-P		BU	\$ 10.83			
1c	1983		BU RB			\$ 4.25		25c	1995-P		CH BU	\$ 16.01			
1c	1983		BU RED			\$ 9.51		25c	1995-P		GEM BU		\$ 29.95		
1c	1983-D		BU R&B			\$ 10.45		25c	(1997)-D		GEM BU	\$ 22.09			
1c	1986(?)		BU RED			\$ 9.99		25c	1996-P		BU	\$ 23.50	\$ 10.99		
1c	1986-D		BU RED			\$ 12.55		25c	1996-P		CH BU	\$ 14.99			
1c	1988		BU RED	\$ 3.90				25c	1998-D		GEM BU	\$ 9.99	\$ 24.01		
1c	1990-D		BU RB				\$ 10.50	25c	1998-P		NGC 67		\$ 69.00		
1c	1995		GEM RED			\$ 5.20		25c	DE 1999-(?)	D	UNC				\$ 152.50
1c	1995-D	D	BU RED			\$ 5.25		25c	DE (1999)		BU			\$ 199.99	
1c	1997-D		GEM RED			\$ 9.95		25c	PA 1999-P		BU	\$ 110.38			
1c	2003		GEM RED	\$ 165.65	\$ 56.55			25c	NJ 1999-D		GEM BU	\$ 50.99			
1c	2002-D		PCGS65RD		\$ 407.99			25c	NJ 1999-P		PCGS 64		\$ 161.30		
1c	2003		GEM RED	\$ 25.27	\$ 407.99			25c	GA (1999)-P		UNC		\$ 130.73		
5c	1891	D	NCF XF	\$ 123.60				25c	GA (1999)-P		BU		\$ 152.50		
5c	1920		AU	\$ 522.00				25c	GA		BU				\$ 84.00
5c	1920	D	NCS AU		\$ 218.07			25c	CT 1999-P		UNC		\$ 217.50		
5c	1935		BU	\$ 340.02				25c	CT 1999-P		GEM BU	\$ 84.75			
5c	1964		BU			\$ 20.50		25c	NH 2000-D		PCGS 64	\$ 37.00			
5c	(19)71-D		BU			\$ 26.88		25c	NH 2000-P		PCGS 62		\$ 103.50		
5c	1972		BU		\$ 21.05	\$ 10.52		25c	NH 2000-P		BU	\$ 78.25	\$ 87.83		
5c	1974		BU		\$ 14.50			25c	NH (2000)-P		NGC 65		\$ 175.00		
5c	1976		BU	\$ 10.50				25c	NH 2000-P		ANACS 66		\$ 158.49		
5c	1977-D		BU			\$ 20.49		25c	NH 2000-P		GEM BU		\$ 80.00		
5c	1980-P		UNC				\$ 9.00	25c	NH (2000)-P		NGC 67		\$ 282.00		
5c	1980-P		BU			\$ 9.50		25c	NH (?) -P		GEM BU		\$ 111.00		
5c	1981-D		BU			\$ 11.50		25c	NH (?) -P		PCGS 66		\$ 137.83		
5c	1982-P		BU			\$ 46.00		25c	SC 2000-P		BU	\$ 39.14			
5c	(?)983-D		CH BU				\$ 17.49	25c	SC 2000-P		GEM		\$ 47.95		
5c	(1)983-D		GEM BU			\$ 9.95		25c	VA 2000-P		BU		\$ 90.00		
5c	(1)983-P		BU			\$ 16.27		25c	VA (2000)-P		NGC62		\$ 204.00		
5c	1984-D		GEM BU			\$ 19.95		25c	VA (2000)-P		GEM BU		\$ 142.50		
5c	1984-P		UNC			\$ 6.99		25c	VA 2000-P		ICG 66	\$ 79.17			
5c	(?)84-P		BU			\$ 10.50		25c	VA		CH BU				\$ 135.50
5c	(?)85-P		GEM BU				\$ 9.00	25c	NC 2001-P		UNC	\$ 43.54			
5c	1985-P		BU		\$ 9.99			25c	NC 2001-P		CH BU	\$ 47.99			
5c	1987-D		BU	\$ 1.25				25c	NC 2001-P		GEM BU	\$ 61.00			
5c	1989-P		BU			\$ 10.98		25c	AL 2003-P		BU	\$ 229.50			
5c	2001-D		BU			\$ 30.00		50c	1976		BU	\$ 104.51			
10c	1916-S		NGC 55	\$ 255.00				50c	1976		PCGS 62	\$ 99.00			
10c	1918-S		NGC61 FB		\$ 305.00			50c	1979		BU	\$ 62.55			
10c	1928		PCI 62FB		\$ 353.00			50c	1990-P		BU	\$ 109.52			
10c	1935		NGC 63	\$ 128.50				50c	1990-P		ANACS 63		\$ 228.05		
10c	1944		PCGS 58	\$ 91.75				50c	(1990)-P		BU	\$ 125.55			
10c	1944		BU		\$ 128.50			50c	(1990)-P		BU	\$ 100.00			
10c	1944		NGC62FB		\$ 176.01			1\$	1974-D		PCGS 66	\$ 885.25			
10c	1964		UNC		\$ 52.11			1\$	1976-D TI	D	AU	\$ 272.00			
10c	1964-D		BU			\$ 66.00		1\$	1978		ANACS 60	\$ 256.77			
10c	1970-D		BU			\$ 22.39		1\$	1979-P		BU	\$ 57.00	\$ 100.00		
10c	1971-D	D	BU			\$ 30.49		1\$	1979-P		ANACS 64		\$ 164.00		
10c	1976-D		UNC			\$ 34.33		1\$	1979-P		PCGS 65		\$ 206.28		
10c	1980-P		CH BU			\$ 12.00		1\$	1979 (?)		NGC 65		\$ 295.00		
10c	1984-D		GEM BU			\$ 31.94		1\$	1999-P		ANACS 64		\$ 232.50		
10c	1988-D		BU			\$ 18.26		1c	ND IHC						
10c	1990-D		BU			\$ 28.77		1c	ND WHEAT	C	BU				\$ 15.39
10c	1990-D		GEM BU			\$ 29.95		1c	ND WHEAT		UNC BRN				\$ 20.51
10c	1991-P		BU			\$ 26.00		1c	ND WHEAT		BU BRN				\$ 11.01
10c	1995-D		CH BU			\$ 16.50		1c	STEEL		XF		\$ 169.50		
10c	2000-P		GEM BU		\$ 15.01			10c	ND SILVER		AU			\$ 114.38	
25c	1965	C	UNC		\$ 31.00			10c	ND SILVER		CH BU		\$ 39.95		
25c	1973		BU	\$ 9.99				10c	ND SILVER		NGC 63		\$ 69.88		
25c	1974	D	BU	\$ 11.50				25c	ND CLAD		BU		\$ 21.16	\$ 26.31	
25c	1976		BU		\$ 51.00			25c	ND CLAD		SEGC 64		\$ 29.51		
25c	1981-P		BU			\$ 38.01		25c	ND CLAD		GEM BU		\$ 19.69		\$ 23.50
25c	1983-P		AU	\$ 15.80				25c			BU				\$ 20.50
25c	1983-P		UNC		\$ 24.20			50c	ND CLAD						
25c	1983-P		BU		\$ 18.26			1\$	ND SBA		ANACS 62				\$ 202.49
25c	1986-(?)		BU			\$ 35.01									

# PCGS Certifies Unique Jefferson Nickel Die Trial

by Mike Byers



This recently discovered and certified Jefferson Nickel Reverse Die Trial is unique and also the only known die trial for the entire Jefferson Nickel series.



**I**t is a reverse die trial of a design for the Monticello that was not adopted. It was struck in copper with a diameter of .854 inches and the weight is 109.4 grains.

This die trial was designed by Anthony De Francisci, who also designed the Peace Dollar which replaced the Morgan Dollar in 1921. De Francisci's models including this reverse design are in the Smithsonian and were donated by Teresa De Francisci.

This recent discovery was unknown to the numismatic community and is not listed in Judd, Pollock nor any other numismatic reference book. It was discovered in an estate including coins and other numismatic items. I immediately purchased this die trial from another dealer upon certification by PCGS. Uspatterns.com has given this piece the designation of JC1938-1.

I am proud to share this unique discovery with the readers of Mint Error News Magazine.



# BYERS NUMISMATIC CORP

## MIKE BYERS



The Largest Dealer of the  
World's Rarest Mint Errors™

U.S. ERRORS • WORLD & ANCIENT ERRORS  
DIE TRIALS • CURRENCY ERRORS



## MIKEBYERS.COM

BUYING & SELLING

### MAJOR U.S. MINT ERRORS

- ANACS, PCGS, NGC, ICG, SEGS & RAW
- U.S. 1¢ THRU \$50 ERRORS
- 19TH AND 20TH CENTURY TYPE COINS:  
**ALL DENOMINATIONS**
- MODERN COINS: STATES QUARTERS,  
KENNEDY HALVES, IKE, SBA AND  
SACAGAWEA DOLLARS
- MAJOR AND DRAMATIC ERRORS FROM \$500  
TO \$100,000
- DIE TRIALS, SPLASHERS, UNIFACE AND  
OFF-METAL STRIKES

### U.S. CURRENCY ERRORS

- ESPECIALLY ERRORS ON \$2, \$50, \$100 & \$500  
NOTES
- DRAMATIC AND UNIQUE PRINTING & CUTTING  
ERRORS FROM \$500 TO \$10,000
- DOUBLE DENOMINATIONS, MULTIPLE  
IMPRESSIONS & MULTIPLE ERRORS
- LARGE SIZE NOTE ERRORS

### WORLD GOLD & SILVER ERRORS

- ANACS, PCGS, NGC, ICG & RAW
- ALL DENOMINATIONS FOR MAJOR WORLD  
COUNTRIES
- ESPECIALLY SWISS, GERMAN, ENGLISH,  
FRENCH, CANADIAN & MEXICAN
- ALL 12 COUNTRIES IN THE EUROPEAN  
MONETARY UNION (EUROS)
- ALL COUNTRIES IN THE BRITISH  
COMMONWEALTH
- MEDIEVAL THRU MODERN
- MAJOR AND DRAMATIC ERRORS FROM \$500  
TO \$50,000
- DIE TRIALS, SPLASHERS, UNIFACE AND  
OFF-METAL STRIKES

### ANCIENT ERRORS

- ANACS, ICG & RAW
- ALL GOLD DENOMINATIONS
- 500 BC TO 950 AD
- GREEK, ROMAN AND BYZANTINE COINAGE
- MAJOR AND DRAMATIC ERRORS FROM \$500  
TO \$10,000

## MIKE BYERS

P.O. Box 5090, SAN CLEMENTE, CA 92674

OFFICE: (949) 276-7072 • FAX: (949) 276-7073

E-MAIL: [MIKE@MIKEBYERS.COM](mailto:MIKE@MIKEBYERS.COM) WEBSITE: [MIKEBYERS.COM](http://MIKEBYERS.COM)

FED EX ADDRESS ONLY: 1001 AVENIDA PICO #C 612, CA 92673

MIKE BYERS, PROFESSIONAL NUMISMATIST SINCE 1978

BYERS NUMISMATIC CORP. A CALIFORNIA CORPORATION SINCE 1980

MIKE BYERS IS A CONSULTANT TO ANACS FOR MINT ERRORS



# “Around The World”

- Updating Activity In and Around Error World Groups -

by Jim Archibald - EW Founder

In recent weeks new memberships have declined a bit due to the hot weather and outside activities, but activity is still up. The recent ANA show turned out to be a great success as far as the market is concerned. In Error World, we have added a new message forum in the Coin Talk website: [www.cointalk.org](http://www.cointalk.org).

Our Club Medal design contest is now concluded and judging will begin shortly, and I want to thank all of our members who took time to enter this contest and to actually produce a design. In my opinion, every one of you are winners.

Our membership continues to grow in every forum and I'll review them for the record here beginning with our main forum Error World 1.

EW1 now has 414 active members and has had it's 5th month with over 1,000 messages posted. I believe that EW1 is the most active and useful coin group on the Internet today.

EW2 recently passed EW1 in memberships and has become our largest group with 415 current members.

EW3 Variety Coins has been making steady progress and the activity level is good. We currently have 186 member's enrolled here. Recently we have added a new section here called the Odditorium, for those...unusual pieces, like horned Lincoln Cents and runny nosed Roosevelt! Come check it out, it's managed by member Frank G. Lamondie aka Glody2 who is well known to all you Yahoo club regulars.

EW4 U.S.Coin Collecting has been our fastest growing area, but it has slowed down a little bit this summer. This is the room to watch though. I predict this will eventually be our biggest area. Current members number 387. Recently, I have promoted Jim Reeves to Assistant Manager in EW4. Also, our manager Wes Walker has returned after being away for some time due to a auto accident, welcome home Wes!

EW5 World Coin Collecting has been the recent leader bucking the trend for new members. This is our newest group, but it's already attracting a international following with many new foreign coin traders beginning to get involved here. Currently our membership stands at 105 and growing!

In other news, Error World Member Jason Renaud has gotten together with a few other well known variety collectors to form the Shield Nickel Group on Yahoo Groups. It is dedicated to one of the most fun areas of variety collecting and has several noted experts on hand. I recommend this group to anyone interested in this great area for 'Cherry Picking.' It is located at:

[http://groups.yahoo.com/group/Shield\\_Nickels](http://groups.yahoo.com/group/Shield_Nickels).

All MSN Groups have recently been under attack by porn spammers. Since we have 4 groups currently on MSN, it affects us. I want to assure members that spammers get one shot and then they're gone. EW has a strict anti-spam policy that we enforce.

Until next issue...happy collecting!

**ERROR**  
**WORLD**

Join the *hottest*  
Error Coin Club on the Net!

e r r o r w o r l d c l u b . o r g

# 1910 Lincoln Cent Uniface Test Strike

by Mike Byers

Yet another unique die trial has surfaced. This 1910 Lincoln Cent Uniface Test Strike was certified by PCGS and is unique and unreported. It is not listed in Judd, Pollock or any other numismatic reference.

It was purchased from an east coast estate which included several other unique and spectacular United States major mint errors.

Considering the fact that the Lincoln Cent series is one of the most popular and collected series of U.S. Coins, it is amazing that there is no reference to this 1910 Test Strike Piece anywhere.

There are two 1909 Obverse Lincoln Cent Die Trials struck in lead. One is ex-Judd, the other is the Pollock plate coin.

It is fascinating that a test strike was made in 1910 of the obverse on a copper planchet with a uniface reverse.



## CONTEST FOR \$1,000 MINT ERROR

Mint Error News will give away FREE a major mint error valued at \$1,000 for the best article written, submitted and published in [minterrornews.com](http://minterrornews.com) and the Mint Error News Magazine.

Please make sure you have copyrights to any content that you submit. Your article may be subject to revision. The only stipulation is that the articles submitted for this prize are about mint errors and exclusively submitted to Mint Error News. If you include images with your article, please use a minimum resolution of 300 DPI.

Please submit all content to:

[editor@minterrornews.com](mailto:editor@minterrornews.com)



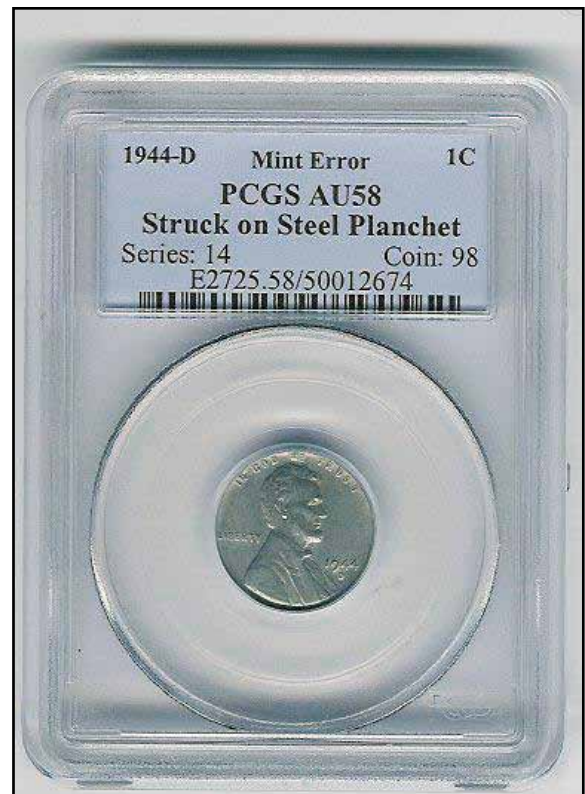
# 1944 STEEL CENT

This article is a submission by a collector who wanted to share his transitional with the readers of Mint Error News.

I first started coin collecting as a youngster in 1941 in Denver, CO. I collected only circulated coins as many young people did at that time. I collected coins until about 1948.

In 1950 while I was a student at the University of Colorado, I received a 1944-D Steel Cent in circulation.

Recognizing the uniqueness of this coin, I promptly placed it into a Capitol holder to keep the coin essentially moisture tight. This proved to be a very effective moisture barrier because the coin, 52 years later, still does not show any sign of rust corrosion. The only time I took it out of this holder was to photograph it. In the 1960's I sent a picture of this coin to Frank Spadone. He included it in his book, Variety and Oddity, Guide of United States Coins. I realize that his book is probably not as highly referenced today as it was then.



**ERROR**  
**WORLD**  
Join the *hottest*

**Error Coin Club on the Net!**

e r r o r w o r l d c l u b . o r g

Since I did not know a procedure to have the coin authenticated without mailing it to an authenticator, I kept it in a safe place for the next 52 years. I joined PCGS in the spring of 2002 and hand carried the coin to the Long Beach Spring coin show to have it authenticated while I was there. PCGS authenticated the coin as “PCGS AU58, Struck on Steel Planchet”, (E2725.58/50012674). I sent an E-Mail to Rick Montgomery at PCGS asking if they could have placed “Struck on 1943 Steel Planchet” on the slab rather than “Struck on Steel Planchet.”

In 1944, the Philadelphia Mint contracted to strike 2-Franc coins for the Allied occupied Belgium using left over 1943 steel planchets. There is confusion whether some of the planchets designated for the Belgium coins were accidentally struck as the 1944 cent or whether it was steel planchets originally scheduled for the 1943 coins that were still in the system during the change over to 1944.

It is my understanding that the Denver Mint did not mint any of the 2 Franc steel coins for Belgium so there should not be the same confusion about the intent on how these coins would be used. Therefore, my argument was that there should be no confusion about the intent for the 1943 steel planchets used in minting any 1944 D and 1944 S steel cents.

Rick Montgomery replied, “PCGS has made it our policy to plainly state that the coin is struck on a steel planchet without implication as to what the intended planchet was initially made for. It would not necessarily be correct to say that any 1944 Steel Cent was struck on a planchet that was intended to be a one cent coin originally when it could have been slated to be a Belgian piece.”

When I asked Rick Montgomery relevant to the Denver mintage, he said, “Your point that your coin was struck in Denver is a stronger argument, however, for the sake of consistency, PCGS has elected to maintain its description in the generic form.”

I agree with Rick Montgomery that it is better to stay with the generic form since it apparently makes no difference to the potential value of any 1944 steel cent. It is just an interesting area of discussion.

I do not intend to sell the coin at this time. After 53 years the coin is like family to me.

*Editor's note: Rick Montgomery is no longer with PCGS. He has joined NGC as Vice President.*



---

# 85 Reasons to Collect Error Coins

---

**by Frank Vedel**

The results of my 'Why Do You Collect Error Coins?' survey were published in the summer issue of Mint Error News 2003. The 41 reasons were background material for 2 different polls at Error World Club.

Many answers were left out, either because they were almost identical or because they arrived too late to be incorporated in the polls.

This is a list of the 85 additional reasons to collect error coins. All answers have been posted by fellow error coin collectors.

- They are fascinating.
- My father brought a quarter blank home for me when he had found it while at work. I thought it was the coolest thing I had ever seen!
- I try to discover how each coin was made.
- My favorite error is the RPMs!
- I learn something new every year, and I've been doing this for 30 years.
- The famous 1955/1955 one cent double die is by far my best error.
- I am always looking for cuds (major die breaks) and retained cuds on US coins. I prefer atheist cuds and one cents with base of bust cuds.
- Off center strikes, double strikes, and mushroom strikes collected by dates and clock positions. I arrange the completed sets in nice displays.
- Being a State Quarter error junkie I collect 35%+ off center struck State Quarters - one from each State.
- My main interest is Lincoln cent errors.
- Cherry picking. Buying a BU original roll and opening it up (after I get the heart to) and searching each coin with the loupe is a thrill! (however my wife doesn't seem to agree) -finding or purchasing coins that are 'errors' becomes thrilling for me, because they are rare and fascinating - sometimes one of a kind.
- I am 15 years old, and have been collecting error coins for about 4 years. I collect Lincoln cent RPMs, a few types of Morgan dollar VAMs2, and I am trying to get a complete collection of all types of errors known.
- Always looking for 75% off center coins @ K-12!
- I enjoy collecting error coins from the year I was born.
- My main interest in error/mis-struck coins lies in the

categories of center hole error coins. That would include coins where the center hole is punched off-center, or if the coin has several punched holes, etc.

- I got interested in numismatic errors back in 1972 when I found a Danish 2 øre 1942 struck from rotated dies.

- There are off center strikes, cuds, coins with die cracks, brockages, indent strikes, incomplete punches, doubled dies, wrong metals, and a host of other error coin types, each of which is available in each domination. Now some of the upper denominations will be harder to locate than others, but after all, that is what collecting is all about, isn't it?

- Since the early '80s I have collected ancient Roman republic and imperial coins which have spelling errors or interesting striking errors. Imagine that a knowledgeable error coindealer in April 2001 sold a beautiful full mirror brockage reverse antoninianus, Tetricus II, (AD 270-73) to me for US \$ 36. The same kind of error exists today - even though the minting process has been immensely improved.

- I collect error coins because they are so much more interesting than "normal" coins. Each one can be unique and trying to figure out step by step what happened to an error coin can be quite fun.

- Sacagawea errors are the best.

- There is room in minting variety and error collecting for everybody. All that is needed is an insatiable curiosity.

- In 1976 I became a collector of world mis-struck coins (brockages, double strikes, off- centers, and broadstrikes. I would buy any of these that came on the market (if they were affordable) and soon I was specializing in pre-1900 ones. I was hooked!



- The new bimetallic error coins and planchets are very interesting.
- I have had a mentor for many years with whom I can correspond and with whom I can share experiences. It is really important that a collector has someone with whom they can swap stories.
- My goal is to achieve an error coin from each country possible.
- My realization was of our imperfect world, the trail of evidence it leaves behind and the movement underway to perfect it. I'm now collecting that which is imperfect, a reflection of reality.
- I especially collect clipped coins with pronounced Blakesley's effect.
- For me coin caps, rolling folds, chain strikes, and mated pairs are the best numismatic errors.
- I assemble sets of different types of coins on clipped planchets. The sets include such combinations as single curved clips, double curved clips, triple curved clips, straight edge clips, ragged edge clips, elliptical clips and blanks with clips. I try to get one in each domination.
- The discovery of the 'ram strike' last year got me into collecting them.
- I like to find a neat error, and I never let a coin go through my hands before checking it for any little thing.
- The main reason for my involvement in the hobby is the ability to turn a nice profit in the buying and reselling of error coins.
- Sometimes arguments about how an error coin came to be can be prolonged and heated.
- If the error coin can be held at arm's length and be seen easily as a distorted or flawed coin, it is desirable.
- I am interested in collecting error coins of Asia.
- German error coins from the Third Reich with swastikas are very hard to come by.
- I'm still looking for my first error coin. A beginner!
- Help me understand the error world in which I live....
- I love the Jefferson 5 cent errors.
- In many cases the error collector will have displayed his or her collection to a friend or associate. If that person reacts with, "Wow! That's a beauty!", the reward cannot be measured in dollars and cents. It becomes part of the aura what error coin collecting is allabout.
- I collect them because it is profitable!
- Collecting mint errors is one of the most fascinating and potentially profitable areas of collecting.
- I research die varieties.
- Error coins with Bicentennial dates and 'change of century dates' are my choises.
- I am looking for one error coin from each of the 12 EURO countries.
- Saddle strikes which look like Mickey Mouse ears are always on my want list.
- Due to the nature of the errors, striking errors and

planchet errors happen in a totally random manner. Since it isn't a repetitive error (one which is repeated over and over again in the same way), no such errors are ever precisely the same. Even though some may look similar, there will always be enough difference to point out that no two are ever identical. I always look for errors which APPEAR to be identical twins or even identical triplets.

- I like the attention that I get when I share at coin clubs!
- Our error coin collecting hobby has become a mostly unofficial extension of the quality control process which is used at the mint. As we find the oddities, the mint people take notes and move to rectify the cause of such mistakes. That is why there are no doubled dies or RPMs made any longer. They heard of the problem and solved it.
- Error coin collecting is not a matter of grabbing up one or two of the new high priced errors and then sitting back, waiting for the market to go up so that a profit can be gleaned. It is a far more complicated matter. It requires the collector to study up and learn about how errors are made and what their significance is.
- I don't know why I just prefer clad coinage errors right now.
- I like the thrill of the hunt...yes, I kiss a lot of frogs in order to find a prince...well worth the search, due to the fact that the item can be worth more than face value...An extra treat for carrying the change around...Just maybe I will make a new discovery.
- Being a seasoned error coin collector I still have an itching curiosity about the misstrikes and oddities that can come out of the Mint.
- Doubled Dies are classified as varieties. That's one of the nice things with varieties. They are all catagorizable/catalogable by die number. Thus, making it easy to assemble a collection. However, there are thousands of dies just for the cent and assembling a collection to include all die numbers (say for example the doubled dies) would take lots of money and a long, long time. Errors on the other hand are just the opposite. They are a random matter and no two are ever the same. I had a type collection of errors at one time. I started with memorial cents. Finding all different "types" of errors I could locate on memorial cents, in BU, to assemble the collection. Then, I moved on to wheat cents, BU Red, (more money) and did the same thing. BU Jefferson nickels, etc, etc...
- I collect error/varieties because even after 30 years of doing so, the excitement of finding one (no matter how minor) makes all of it worth while. Your heart gets to pumping a little faster and you know that your efforts have paid off. Let's face it...it's cool to collect!!
- I think the main reason I collect error coins is because of their uniqueness. I find regular date/mint collections boring - a lincoln cent is a lincoln cent is a lincoln cent, even if one is pocket change and the other has a microscopic "1909S-VBD" written on it somewhere. I also hate "condition

rarity” - “hey, this coin in XF is worth melt value, but at MS-whatever it’s worth tens of thousands of dollars”. Error coins usually aren’t as affected by dates or condition, but more by the “big picture” of what the error is and what does it look like. Each one looks different, each tells a story. They have so much more “personality” to them, I think.

· I have given this a lot of thought before posting, and here are my top answers as to why I am a variety hunter and researcher...

1. Cost per coin: It expands a single series into a highly challenging collection for which the single pieces can be had at not much more per coin than you would spend on the normal series.

2. Thrill of the hunt: It offers additional challenge in that some of them, even on very common date coins, are extremely rare and difficult to find. It can turn a 20 cent find into a \$200 coin.

3. Focus on specialty: For people like me who do not like collecting nickels or silver and can’t afford gold, it allows a collection to constantly challenge me through a lifetime without having to expand beyond that which I love, copper. I guess since all of these reasons incorporate “challenge”, that would have to be my single overlying answer as to why I do this. I love the challenge of collecting a huge set (over 3,000 coins in my case - of which I have about 1,700).

· I collect error coins because they are THERE! I love the really tough ones, like the off-Center Buffalo Nickels, overdates, almost unique ones, etc. Oh, I am also fascinated by off-center IHCs<sup>3</sup>, various DDOs<sup>4</sup> and DDRs<sup>5</sup>, among others. Blank planchets get me going, too. I am getting all excited, just writing about all of this.

· Not really into errors, but having been a collector for 42 years and finally getting my first error coin makes me wonder what have I overlooked in the past. Maybe you folks can teach this old dog some new tricks.

· Varieties and errors are harder to find - there are a miniscule amount of them compared to regular mintages. They are more of a challenge and it’s very exciting to find one.

· One nice thing about error collecting is you can drill down after a level is completed. For instance, if you collect clips and get a curved, straight, incomplete, ragged etc, you can expand the collection to denominations and/or percentages. Most types lend themselves to a logical expansion.

· For me error collecting is all about the money. I collect errors for profit. Some I collect for the rareness, but mostly for profit.

· Error coin collecting is a very unpredictable hobby, because you never know what happens next.

· I started reading and learning about error coins and really

got interested in them...They were not so easy to come by which made my wallet happier and each one was unique in itself...

· The reason I collect errors is the potential of finding an error at the grocery store, and it keeps me out of the coin shops...I still look but only to see if there are errors there...I went last week and got a V-nickel with a crack half way across the back, and I also found a Roosevelt dime with a huge lamination in their junk coins...Errors don’t interest them, so to them it’s junk...Haha on them...

· Mis-struck coins like off-centers, doublestrikes, brockages, and broadstrikes are avidly sought by collectors, particularly if the error is clearly obvious to the naked eye.

· The collecting of error coins is a wonderful diversion for those of us who like it.

· I collect errors because I like to cherry-pick. My first error coin was a rotated reverse nickel. Since then I have found several RR coins, including a 1971 Deep Cameo Proof Nickel with 20 degrees rotation. I would have never found my 1989 dime with a tiny die chip amongst the olive leaves on the reverse without cherry-picking. For me it is the hunt for the errors that I enjoy.

· At the time of this writing there is currently over 2000 error coin listings to view on eBay. Many of which are multiple coin lots. This pleasant ritual of searching through a few errors before I get my day started, is still pleasant yet just a whole lot more involved than I remember it to be. My want list is old and starting to show some wear. I must admit there are a few items that I have proudly scribbled off in the last few years. But one would think, with all of the recent bombardment of errors available, this list would be finished by now. But it is not, and I am sure if by the time it is, there will many more additions. I guess this is the definition of a hobby!

· I personally find it interesting since coin errors seem to appreciate in value, consider the 1955, 1969, and 1972 double die coins. From 1 cent face value to thousands of dollars. The stock market can’t beat that.

· I have had a strong interest in error coins for 25 years. I specialize in caps, bonded coins, mated pairs, fragments, and off-metals.

· Armed with the Internet, my coin books and catalogues, my modest knowledge of coin production and a 31-year background in numismatics I try to figure out exactly what the error coin is. Sometimes I figure it out and sometimes I don’t, but I always learn something. And I’m always better off for the effort.

· I’m just getting started in errors, after coming across a 1976 US clad quarter without the reverse nickle layer that I had taken from a mint bag, put in a cardboard flip, and then

forgotten about for 26 years!

· I am trying, attempting, wishing, undertaking, striving, struggling, seeking to try to, sort of, in a way, maybe, possibly, to complete a date and mint mark set of off center Lincoln Cents. I have discovered that some of these dates are very very elusive. Of course the usual rare dates of any series are hard to find. But the old common date Off Center Lincolns are getting very hard to locate. Many of the modern issues are getting scarce it seems. Is there that many collectors for this set that very few of the dates ever show themselves? Or is it simply the fact that some of the dates just are not out there? I have been collecting errors since God created dirt. As a matter of fact I drove the bulldozer! I have passed up many many error coins because they wanted \$2 instead of \$1 for them. Then as time went on \$5 was too much. All of a sudden I was paying \$10 and was thinking how I “got over” on that dealer. I recently paid a “very nice sum” of money for another “slot” I needed to fill in this endeavor. I recently tried to purchase another that was sold for over five times my offer! At that point reality set in. Either I need to get a better job or terminate this endeavor! I have a reasonably achievable goal in mind at this time. I would like to at least complete the Copper Memorial Set of the dated off center Lincoln Cents (1959-1982) before I get hit by a bus!

· The reason I collect error coins is: My father collected error coins as well as dated coins of the time he was alive, in the early years of my life. My father would sit with me and explore his collection. The coins of his life were my legacy, and each time he would bring them out, he would explain to me where he was in his life and the circumstances in which he gained this coin or coins. My father passed away in 1982, leaving his collection to me and my siblings. I got the errors and my brothers and sister divided the rest. I collect error coins out of respect for my father and to remember him in a way no others can.

· I am new to collecting errors but it's allure is strong. I think the main reason I look for errors is the fact that they have a life all their own. First of all, in a perfect sense they are not supposed to exist. The many safeguards in place at the mint plus all the watchful eyes give almost legendary status to anything that doesn't fit the norm. Escaping the mint only to be placed in circulation with the countless millions and millions of coins that are exactly alike, it is a wonder any turn up. Secondly, I think it is the fact of owning something that few people will ever be able to. You are sort of excluding yourself from the millions of ordinary coin owners in a way by either finding or buying a coin that is in a class all by itself. Last but not least is the originality of errors. No two are alike. Even though several may fit into a general class, each one has a different story to tell about its origin and how it came to be from the mint to your collection. I think as a collector this aspect has the

most appeal for me.

· Double denominations are interesting, and I have quite a few in my error collection.

· I like to collect Morgans by VAM2 and any other interesting errors I can find. My most recent acquisition, a 1983-D cent with the copper layer missing. My sister found it in change at the store where she works and gave it to me for my birthday.

· Being a coin collector since 1970 I sometimes buy bags of unsearched coins. Then I examine them with my 15x magnifying glass, and if I am lucky I find a few error coins or varieties at a low cost!

· I started collecting coins when I was a child. Then one day I found an error, I have to admit I've been hooked ever since.

· Because I can sell them for profit just by looking at my change.

· I've started to collect varieties as a means of still being able to collect nice high grade coins without having to pay the nice high grade prices of rarer coins.

· Defaced coin dies and T1 and T2 planchets with clips are among my favourites. When I get a planchet with a clip I try to get a struck error coin with an identical clip. A matching set is wonderful.

· I was born in 1953. I collect the best possible error coin from every year since I was born. This gives me an interesting and varied collection, which I update when possible.

· Off center Lincoln cent by date and mint are my choices. I have been trying to complete such a set as long as I have been collecting. I have many of the ones that are considered tough dates to obtain however I am still in search of a few others. I recently decided to just concentrate on the Copper memorials 1959-1982 with the approach that it “might” be possible to complete such a set.

1. RPM refers to Re-punched Mint Mark. A mint mark that has been repunched creating a doubled, tripled, or quadrupled appearance. P/P, D/D/D. etc.

2. VAM refers to Van Allan and Mallis catalog numbers for die varieties in the Morgan and Peace Dollars.

3. IHC refers to Indian Head Cents.

4. DDO - Doubled Die Obverse. A coin that exhibits doubling on the obverse lettering/design in one or more places.

5. DDR - Doubled Die Reverse A coin that exhibits doubling on the reverse lettering/design in one or more places.

Once again I'd like to thank all our fellow error coin collectors who took time to support these surveys. I can be contacted at: [frankv@jubiipist.dk](mailto:frankv@jubiipist.dk) if you have comments about this article.

# Unique Quarter Multi Struck On Copper Core

by Tim Bullard

This is a spectacular major mint error and a unique discovery coin. It is the only known U.S. Quarter (pre-state or state) struck on the pure copper core.

It is multiple struck, uniface, expanded to the size of a Half Dollar and has a reeded edge.

It is in choice mint state condition and has an attractive red and brown color.



# Fred Weinberg & Co.

Dealer in Major Mint Error Coins & Currency



[fredweinberg.com](http://fredweinberg.com)



## BUYING MAJOR ERROR COINS & CURRENCY

If you have a single major mint error coin, either a recent issue or an older type coin, or 1,000 Off-Center Cents, please contact us. We stock over 60,000 Major Mint Error Coins and constantly need to purchase Major Error Coins for our clientele (please note that we do not deal in or buy Die Varieties, Damaged Coins, Doubled Dies, Filled Dies, or Die Cracks).

We do buy Major Mint Errors - such as Off-Center, Off-Metals, Double Strikes, Clad Layers missing, Die Caps, Double Denomination, etc.

Because of the many differences in each Error Coin we request that you send scans of your coin(s) to us for our examination and firm offer.

Postal Correspondence:

Telephone/Fax:

16311 Ventura Blvd.

Phone: (818) 986-3733

Suite #1298

Toll-free: (800) 338-6533

Encino, California 91436

Fax: (818) 986-2153

e-mail: [fred@fredweinberg.com](mailto:fred@fredweinberg.com)

# fredweinberg.com

# Humidity - The Silent Attacker

by Bob Mc Laughlin  
Maximum Security Safe Corp.  
(800) 838-0600

No matter what asset you want to protect, whether it be coins, currency, stamps, knives, autographs, etc., the subject of HUMIDITY always appears.

Most people want to protect against burglary and fire, but there is always considerable concern about humidity.

Since it is well known that humidity affects the condition of any item, the age old problem is how to control the humidity in your storage place, safe (or safe deposit box) so as not to lower the value of your investment, or have a negative effect on that which you are collecting.

There have been many attempts to accomplish this control, but many are not adequate because the understanding of humidity and the protection against it, is not a simple answer, BUT...there are ways!

Poured concrete for a bank vault does not really prevent permeation of moisture through the walls with outside temperature variances. The morning offers minimum relative humidity problems, but as the day progresses, moisture increases in the air.

This is a basic reason that many banks will not usually offer safe deposit vault holders' policies against fire and moisture, because it can not be guaranteed or controlled. Keep in mind every time there is a wide range of temperature (inside or out), moisture will present itself within the inside of the container, safe or vault.

The answer is...at what point the relative humidity in the air surrounding the coin affects the item in question?

Consider this: A commercial refrigerator in the summer will "sweat" on the outside. Why, as the sur-

*Editor's Note:* Maximum Security Safe Corp. sets up three times a year at the Long Beach Coin & Collectible Expo. They have safes on display.

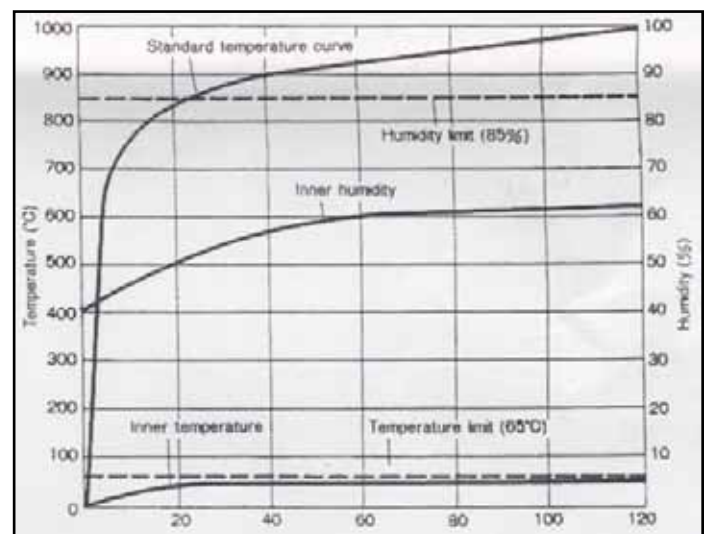
rounding temperature increases, moisture will collect, "condense" on the outside. Any increase in air temperature will draw out moisture. This will happen also in a closed location as in a safe, deposit box, etc.

The true control of moisture can only be accomplished by not allowing ambient (surrounding) temperature to suddenly increase.

This is one of the reasons that testing on containers (safes) accepted ratings emphasize that the "internal" temperature inside a safe shall not go higher than, for example, 350° F., while the outside temperature is maintained for 1850° F. for a constant 2 hours!

This will protect the inside contents from fire temperature, time and humidity with a safe:

*(See the chart below for temperature humidity and time relationships.)*



Now the question is HOW much moisture is tolerable without causing damage?

UL testing states that a proper safe tested to meet their standards during a fire for the stated dura-

tion will not exceed a relative humidity of 85%. This perhaps does not meet your requirements. This is a threshold point. It may be less at associated temperatures.

The problem now is HOW to keep the relative humidity inside a container (safe) l-o-w-e-r than the accepted ratings.

The solutions are quite simple, but your particular location and method of fighting unacceptable humidity will vary.

With respect to the very same case. A coin collector lives near the ocean. The proximity of high relative humidity always is present each time the safe door is opened.

If the door (which of course is not hermetically sealed) is not opened frequently, the moisture in the air will cling to the safe walls and contents, and keep building up...total disaster...as the ambient temperature changes. Thus you have unwanted moisture because of a high moisture ambient air, coupled with external temperature changes causing a higher water content, added to this the uncirculated air inside.

This happens to a heavy, extra thick steel burglar safe that sweats on the inside (steel will draw great amounts of water from the atmosphere, inside and out).

### Suggestion

1. Allow the inside air to circulate by either opening it frequently and...
2. Add a moisture drawing desiccant. These are crystals that absorb moisture and can be heated in an oven to dry out and be reused. Devices, such as a Perma Pack can control relative humidity to below 40%.
3. Or, use a special electric heating rod. It is available under the name of "Dri-Rod" or "Golden Rod." It heats the air inside the safe. A temperature rise inside a safe at the bottom to keep the air dry circulating it to the top. It only draws about 7 watts and keeps a three degree control. A 12" rod is adequate for a 35 cubic foot cap safe.

4. Buy a new safe of composite construction to not only protect against burglar tool and torch attack, also offer adequate fire protection without transferring moisture through the safe doors and walls during a fire.

[Fire safes, even though they were originally tested at a time of construction, may have old insulation that is no longer effective because of aging, or made of a moisture holding character to keep moisture within the wall, and then spew out a fine mist to wet the interior contents to keep the contents from burning.] [you can always detect these kind of safes, know as "weepers", the moisture within the walls or door will cause rust marks on the door frames].

This may seem simple, but it is the best solution, for these cases or existing safes.

If you ask an expert, many times you will not get an answer as to WHAT LEVEL OF RELATIVE HUMIDITY CAN I ALLOW?

The answer is 85% warranted by UL fire tests. It could be lower but it depends on:

1. The relative humidity in the ambient air at that time.
2. It depends, on the length of time the fire burns (response time, cool down time, etc.)

This has been not acceptable to many concerned dealers, investors and collectors who not only are concerned with their own investments but also their client's investments.

This has prompted a new age of protection. Many data storage systems cannot tolerate a humidity factor at 85%. Discs are lost, memory is destroyed. A new breed of safe has entered the market. But the humidity is kept to acceptable levels.

This is called a "DATA SAFE". This safe is rated 150° F or 125° F to protect media specifically. This particular temperature rise (as we have discussed) again limits a sudden temperature rise keeping unwanted moisture away.

These particular safes are primarily construct-

# Humidity - The Silent Attacker continued from page 23

ed as a “safe-within-a-safe”, (although there are some built with single door and wall construction). If a fire burns at 1850° F for two hours the inside temperature does not go above 150° F/ 125° F. It is great for magnetic media that cannot handle moisture but these safes can be rather expensive as compared to a UL TL-30 composite safe.

My suggested solution is that you consider the following:

1. Obtain a safe that is very secure from any burglar torch, or tool attack.
2. Make sure that this safe is made of a composite construction (new state-of-the-art) on all six sides with appropriate locking and relocking devices that offers no, or minimal, moisture transference through its walls or door.
3. With respect to fire, make sure you have an UL rating to give you basic fire and humidity protection as the external temperature rises.
4. If you have rare coins where you cannot allow any humidity problems add another small safe inside with a 2 hour rating.

The inside of the composite 2 hour rated safe, will at the worst, only see 350° F with a 1840° F external safe temperature. The inside safe will only see 350° F on its outside (at the worst) and subsequently, the inside of the small safe will have virtually no temperature change, i.e., no moisture added to the air inside.

This has the same effect as the “data safe” but offers you:



1. Adequate Burglar Protection: It offers tool and torch protection against attacks on lock, door and safe body by having composite construction that consists of various nuggets of dissimilar metals, steel filings, special metallic rods, etc., that will cause the burglar to keep changing tools, drills and saws to continue the attack. Also this amalgamate is encased with high stress concrete, with drill offset bars, etc.
2. Adequate Fire Protection: By the fact that the safe is of composite construction, the concrete barrier offers a perfect insulation.

3. Adequate Humidity Protection: Also by the reason this composite is made up of concrete, it will resist moisture and moisture transference through the walls.

4. Flexibility: You can locate the inside safe anywhere within the large composite safe.

5. Large Space Capacity: You will be able to obtain a large internal capacity with this arrangement.

6. Reasonable Low Cost (vs. a Data Safe): A Data Safe will run approximately 1 1/2 - 2 times the cost of using a Composite with a fire safe inside.





# 1862 Indian Cent Obverse Die Cap

---

This is one of the most spectacular and dramatic die caps known. It capped the obverse die and struck many blanks.

This cap became so high that

the planchet split in many places before it fell off.

This Civil War Copper/Nickel Indian Cent die cap was preserved and is in gem condition.



*Editor's Note:* The photo of this unbelievable major mint error was submitted by Northeast Numismatics. You can reach them at (800) 449-2646 or via their website: [northeastcoin.com](http://northeastcoin.com).

# 1901/0-S \$5 Liberty Gold Struck 10% Off-Center PCGS AU 55

All major mint errors on U.S. Gold coins are extremely scarce. This piece is one of the most spectacular gold errors ever discovered.

Although it is described as being struck 10% off-center, it appears to be 15% off-center. It is very dramatic because it expanded on the blank planchet as it was struck.

It would be the centerpiece of any mint error collection or U.S. Gold collection. An added bonus is the fact that it is an off-center gold piece on an *over-date*.





# BYERS NUMISMATIC CORP



## MIKEBYERS.COM



### The Largest Dealer of the World's Rarest Mint Errors™

U.S. & WORLD MAJOR MINT ERRORS • DIE TRIALS • NUMISMATIC RARITIES



Unique 1866 \$2½ Struck on a 3 Cent Nickel Planchet  
NGC MS 66



Pair of Indian Head 1¢ Die Caps  
Obverse & Reverse  
PCGS MS 64



Barber Half  
Full Obverse Brockage  
PCGS AU 58 UNIQUE



Unique Set of Four  
Paraguay Gold Overstrikes  
NGC Certified



1921-S Morgan Dollar  
Struck 45% Off-Center  
NGC MS 63



1895-O Barber Dime  
Obverse Die Cap  
PCGS MS 64



1846 J-110A \$5 Obv Die Trial  
Struck on \$2½ Trial  
NGC MS 65 BN



1924 SL 25¢  
Double Struck  
ANACS AU 55



1862 Indian Head 1¢  
Deep Obverse Die Cap  
PCGS MS 62



Unique Set of Three  
Paraguay Gold Overstrikes  
NGC Certified



1887 \$3 Indian Gold Proof  
Triple Struck  
PCGS PR 63



1942 Walking Liberty 50¢  
Struck on Silver 25¢ Planchet  
PCGS MS 65



Unique Jefferson Nickel  
Die Trial  
PCGS Certified



1802/1 \$5 Draped Bust Gold  
Triple Struck Obverse  
ANACS EF 45



1865 2¢  
Deep Obverse Die Cap  
& Brockage



1804 \$2½ Capped Bust To Right  
Double Struck  
NGC Fine 15



1898 Barber 25¢  
Obverse Die Cap & Brockage  
PCGS MS 62



1945-S WL 50¢  
Struck on El Salvador 25¢ Planchet  
NGC MS 63 UNIQUE



1806 \$5 Capped Bust Triple Struck  
Rotated 90°  
PCGS AU 50



1865 \$1 Indian Gold Proof  
Triple Struck Reverse  
PCGS PR 64 Cameo



1920 Buffalo Nickel  
Struck on Copper Planchet  
NGC AU 55 UNIQUE



1874 \$1 U.S. Gold T3  
Full Brockage  
PCGS MS 62 UNIQUE



1873 \$20 Closed 3 J-1344  
Double Struck  
NGC PF 61 RB



1901/0-S \$5 Liberty Gold  
10% Off-Center  
PCGS AU 55



1853 U.S. Assay Gold \$20  
Double Struck  
NGC AU 55



1965 English Penny  
Struck on Gold Planchet  
PCGS MS 62



1875-CC \$20 Liberty Gold  
Partial Collar  
NGC MS 62



Pair of Barber Dime Die Caps  
Obverse & Reverse  
PCGS AU 55 UNIQUE



Franklin Half Dollar  
Struck on 1948 Cent  
NGC MS 64 BN



1910 Lincoln Cent  
Uniface Test Strike  
PCGS AU 58



1904 \$20 Gold  
Double Struck  
ANACS MS 60 Proof-Like



Indian Cent on Half Dime Planchet  
Uniface Obverse  
PCGS MS 63



1851 3¢ Obverse & Reverse  
Die Trials  
Struck on Cardboard



1864 2¢ Obverse Die Cap  
Mated With Brockage  
PCGS MS 62



Martha Washington Dollar Test Piece  
Clad Plan w/Exp Edge  
NGC MS 64



1869 Indian Cent  
Struck on Silver Dime Planchet  
PCGS AU 55



1856 Large Cent Obverse Cap/  
Brockage Reverse  
Gem BU



Martha Washington Dollar Test Piece  
Sac Plan w/Exp Edge  
NGC MS 64



1906-D \$20 Liberty Gold  
Broadstruck  
NGC AU 58



1920 SL 25¢  
Struck on Peru 20C Planchet  
NGC MS 60 FH Unique



1838 \$5 Die Trial Splasher  
J-A1838-6  
PCGS MS 65 UNIQUE



1866 Shield Nickel with RAYS  
Struck on Indian Cent Planchet  
PCGS XF 45

# Double Struck 20¢ Piece

## - Unique Discovery -

Major mint errors on 20¢ Pieces are unheard of. It's one of the toughest U.S. Denominations with major mint errors. The only two errors on 20¢ pieces that come to mind are a broadstruck in VG condition and a 5% Off-Center in Fine condition.

This is a unique discovery. This 20¢ Piece was double struck and the obverse rotated between strikes. Upon close examination much of the detail of the original strike is present on the obverse.

To top it off, this 20¢ piece is a better date (1876 with a mintage of only 15,900). It is also in choice mint state condition with medium original toning.

This would be the highlight of any collection of major mint errors, silver type coins or 20¢ pieces. It is one of the most spectacular major mint errors that has recently surfaced.



# Unique Gold Brockage Sells For Record Price of \$75,000

by Mike Byers

This is the only known full brockage on any U.S. Gold Coin of any denomination. It is a first strike obverse brockage of the reverse. It is in choice mint state condition with proof-like surfaces.

This unbelievable gold major mint error was in Fred Weinberg's personal mint error collection for over twenty years. After months of negotiations I was able to convince Fred to part with one of his all time favorites. He couldn't pass my offer and reluctantly sold me the coin.

It was instantly placed in one of the largest mint error collections currently being assembled. The owner wishes to be anonymous, but stated that it may be displayed in the near future. It sold for \$75,000 and set a record price.



# Unique 2 Headed Shilling

by Mike Byers

There are approximately thirty genuine two-headed or two-tailed coins that have been authenticated by ANACS, PCGS or NGC. There are only three known "Two Tailed" U.S. coins: two Quarters and one Dime. One of the Quarters recently sold for \$80,000.

I have handled most of the world coins that were struck with either two obverse or two reverse dies. Two of these are Canadian Copper Cents that were struck with two reverse dies and authenticated by PCGS. I purchased these in a Canadian Mint Error Collection and they have since been featured in a front page Coin World article.

The coin featured here is a discovery coin. It is the first reported and authenticated two-headed English Victorian Shilling (Young Head). This type was struck by the Royal Mint from 1838 to 1887. It was authenticated by the Royal Mint in 1969, certified by NGC and also authenticated by several mint error experts. Since this Two Headed mint error is quite circulated it was most likely carried as a pocket piece and it is amazing that it survived all these years.



# Martha Washington Dime Sells For \$51,750



An extremely rare Martha Washington Test Piece struck on a clad Dime planchet sold in the Bowers and Merena Baltimore ANA Auction for \$51,750. To date, this is the only known Martha Washington Test Piece on a Dime blank in private hands.

In the recent Heritage Auction at the Charlotte Mid-Winter ANA, a Martha Washington Half Test Piece struck on a clad Quarter planchet sold for \$29,900. This piece is considered unique.

There is one known Martha Washington Test Piece struck on a clad Quarter blank in private hands. This coin is the plate coin for Judd #2115 on page 290 of the eighth edition of United States Pattern Coins, Experimental and Trial Pieces.

There is one Martha Washington Test Piece on a Cent blank that is considered unique. This coin is the plate coin for Judd #2180 on page 294 of the eighth edition of United States Pattern Coins, Experimental and Trial Pieces.

# uspatterns.com

The Society of U.S. Pattern Collectors is dedicated to the study of many of the rarest coins struck at the U.S. Mint: patterns, die trials and experimental pieces.




## Extraterrestrial Numismatics

[www.anacs.com](http://www.anacs.com)

ANACS is the Collector's Choice because we know what counts: knowledge, integrity, and service. How much we value coin collecting is evident in our work.

The ANACS team enthusiastically works to advance coin collecting by offering unequalled expertise and developing new services.

This makes ANACS the choice of hobbyists, professional numismatists, and dealers. We are the coin grading service to contact when you want to know all the details about your coin's authenticity and grading.



Collect with passion. ANACS



# Mint Error News Price Guide

This price guide is brought to you by Mint Error News. It has been compiled by many of the top major mint error dealers.

This price guide is a guide. Prices fluctuate due to the date, grade, eye appeal and how dramatic the striking error is. Rarity is also a factor. The price is sometimes based on the rarity and grade of the type of coin as well as how rare the error is. The price can also vary depending on whether two collectors are bidding for the same rare major mint error. When purchasing a mint error, it is important to use multiple resources to determine value, as there are many mint errors that do not fit into one category.

## Indents



An indent error occurs when two blanks are fed inadvertently into the same collar, with one blank partly overlaying on top of the other. When the hammer die strikes this combination, the upper blank will be forced into the lower blank, creating a depression which is shaped similar to the upper blank. A scarce type of indent occurs when a blank intended for one denomination lands on top of a blank from a different denomination.

Denomination	10% - 25% XF	30% - 50% XF	10% - 25% Unc	30% - 50% Unc
Large Cent	\$300	—	—	—
Indian Cent	\$250	\$500	\$400	\$650
Lincoln Cent 1943 Steel	\$100	\$300	\$175	\$500
Lincoln Cent Wheat Ears	\$30	\$75	\$75	\$125
3 Cent Nickel	\$500	\$1,250	\$1,500	\$3,000
Shield Nickel	\$1,000	\$1,500	\$2,000	\$3,000
Liberty Nickel	\$400	\$1,000	\$750	\$1,500
Buffalo Nickel	\$300	\$1,000	—	—
Jefferson Nickel War Time	\$200	\$400	\$400	\$750
Jefferson Nickel	\$10	\$25	\$15	\$30
Barber Dime	\$1,000	\$2,000	\$1,500	\$3,000
Mercury Dime	\$300	\$750	\$500	\$1,500
Roosevelt Dime Silver	\$30	\$60	\$50	\$100
Roosevelt Dime Clad	\$10	\$20	\$15	\$30
Washington Quarter Silver	\$100	\$200	\$150	\$300
Washington Quarter Clad	\$25	\$50	\$35	\$100
State Quarter	N/A	N/A	\$200	\$350
Kennedy Half Clad	\$150	\$300	\$200	\$400
IKE Dollar	\$350	\$1,000	\$500	\$1,500
SBA Dollar	N/A	N/A	\$250	\$500
Sac Dollar	N/A	N/A	\$400	\$750

# Mint Error News Price Guide

## Capped Dies



A capped die is caused when a struck coin sticks to the upper hammer die. Once the coin is struck to the die face, the reverse of the struck coin becomes the new die face. When the next blank is fed into the collar and the strike occurs, the reverse design of the adhered struck coin impresses itself into the new blank. This struck coin is a brockage strike. The coin adhered to the upper die is known as a die cap. This process repeats itself as more coins are struck by the cap. The greater the number of strikes, the higher the cap metal will be pushed around the upper die shaft. Eventually, the cap brakes away from the die in the shape of a thimble.

Denomination	Obverse Cap XF	Obverse Cap Unc	Reverse Cap XF	Reverse Cap Unc
Large Cent	\$12,500	\$15,000	—	—
Indian Cent 1859	\$10,000	\$15,000	—	—
Indian Cent 1860-1864	\$8,500	\$12,500	—	—
Indian Cent 1864-1909	\$6,500	\$10,000	\$5,000	\$7,500
Lincoln Cent 1943 Steel	—	—	—	—
Lincoln Cent Wheat Ears	\$1,000	\$1,500	\$500	\$750
Lincoln Cent Memorial	\$150	\$200	\$50	\$100
2 Cent Piece	\$12,500	\$20,000	\$10,000	\$15,000
3 Cent Nickel	—	—	—	—
Shield Nickel	—	—	—	—
Liberty Nickel	\$12,500	\$20,000	—	—
Buffalo Nickel (1 Known)	—	\$30,000	—	—
Jefferson Nickel War Time	\$10,000	—	—	—
Jefferson Nickel	\$200	\$350	\$150	\$250
Barber Dime	\$12,500	\$15,000	\$7,500	\$10,000
Mercury Dime (2 Known)	\$6,500	\$10,000	—	—
Roosevelt Dime Silver	\$750	\$1,250	\$500	\$750
Roosevelt Dime Clad	\$200	\$400	\$200	\$250
Barber Quarter	\$15,000	\$20,000	—	—
Washington Quarter Silver	\$1,500	\$2,500	\$1,500	\$2,000
Washington Quarter Clad	\$350	\$500	\$250	\$350
State Quarter	N/A	\$1,000	N/A	\$600
Kennedy Half Silver	\$3,000	\$5,000	\$2,000	\$3,000
Kennedy Half Clad	\$2,000	\$3,500	\$1,500	\$2,000
Kennedy Half Bicentennial	\$2,500	\$4,000	\$1,750	\$2,500
IKE Dollar	—	\$20,000	—	—
SBA Dollar	N/A	\$20,000	N/A	\$15,000
Sac Dollar	N/A	\$20,000	N/A	\$15,000

# Mint Error News Price Guide

## Die Adjustment Strikes



**D**ie adjustment strikes are also known as die trials. This error occurs when a coin is struck from the press with very little pressure. When the press is being set up and adjusted, extremely weak strikes occur as the strike pressure reaches its optimum level. These die trials are destroyed after being struck and are rarely found in circulation.

Denomination	XF/AU	Unc
Indian Cent	\$3,000	\$4,000
Lincoln Cent Wheat Ear	\$200	\$300
Lincoln Cent 1943 Steel	\$750	\$1,500
Lincoln Cent Memorial	\$50	\$75
2 Cent	\$5,000	–
Liberty Nickel	\$3,000	\$5,000
Buffalo Nickel	\$4,000	\$7,500
Jefferson Nickel War Time	\$1,250	\$2,000
Jefferson Nickel	\$75	\$100
Proof Jefferson Nickel	N/A	\$4,000
Barber Dime	\$4,000	\$5,000
Mercury Dime	\$3,500	\$5,000
Roosevelt Dime Silver	\$350	\$500
Roosevelt Dime Clad	\$100	\$125
Seated Quarter	\$10,000	\$15,000
Standing Liberty Quarter	\$15,000	\$20,000
Washington Quarter Silver	\$500	\$750
Washington Quarter Clad (Pre-State)	\$125	\$150
State Quarter	N/A	\$250 +
Walking Liberty Half	\$10,000	\$12,500
Kennedy Half Silver	\$500	\$750
Kennedy Half Clad	\$200	\$250
Proof Kennedy Half 40% Silver	N/A	\$5,000
Proof Kennedy Half Clad	N/A	\$4,000
Morgan Dollar	\$10,000	\$15,000
Peace Dollar	\$10,000	\$15,000
IKE Dollar	\$300	\$400
IKE Dollar Bicentennial	\$350	\$500
SBA Dollar	N/A	\$500
Sac Dollar	N/A	\$1,000

# Mint Error News Price Guide

## Double Denominations



One of the most expensive, popular, and desired types of errors are the double denominations. This error happens when a coin is struck on a previously struck coin of a smaller denomination. Examples are a cent on a struck dime, and a nickel on a struck cent. The most dramatic are those with considerable design visible from the original strike. There are a few known double denominations with different dates.

Denomination	Struck On	Circulated	AU	Unc
Lincoln Cent Wheat Ears	Mercury Dime	\$6,000	–	–
Lincoln Cent Wheat Ears	Roosevelt Dime	\$4,000	–	–
Lincoln Cent Wheat Ears	Foreign Coin	\$2,000	\$2,500	–
Lincoln Cent Memorial	Roosevelt Dime Silver	\$3,000	\$4,500	\$6,000
Lincoln Cent Memorial	Roosevelt Dime Clad	N/A	N/A	\$500
Lincoln Cent Memorial	Foreign Coin	N/A	600	\$750
Jefferson Nickel	Lincoln Cent Wheat Ears	\$1,500	\$2,000	\$2,500
Jefferson Nickel	Lincoln Cent Memorial	\$500	\$600	\$750
Jefferson Nickel	Foreign Coin	\$1,000	\$1,250	\$1,500
Jefferson Nickel	Roosevelt Dime	\$1,000	\$1,250	\$1,500
Roosevelt Dime Silver	Foreign Coin	\$4,000	\$5,000	\$7,500
Roosevelt Dime Clad	Foreign Coin	\$3,000	\$4,000	\$5,000
Washington Quarter Silver	Lincoln Cent Wheat Ears	\$3,000	\$4,000	\$6,000
Washington Quarter Silver	Lincoln Cent Memorial	\$2,500	\$3,000	\$3,500
Washington Quarter Silver	Foreign Coin	\$2,500	\$3,000	\$3,500
Washington Quarter Silver	Jefferson Nickel	\$3,000	\$4,000	\$6,000
Washington Quarter Silver	Roosevelt Dime Silver	\$2,500	\$3,000	\$3,500
Washington Quarter Clad	Lincoln Cent Memorial	\$2,500	\$3,000	\$3,500
Washington Quarter Clad	Foreign Coin	\$2,000	\$2,500	\$3,000
Washington Quarter Clad	Jefferson Nickel	\$2,500	\$3,000	\$3,500
Washington Quarter Clad	Roosevelt Dime Clad	\$2,000	\$2,500	\$3,000
State Quarter	Jefferson Nickel	N/A	\$5,000	\$6,000
State Quarter (Extremely Rare)	Any Other Denomination	N/A	\$10,000 +	–
Kennedy Half (Extremely Rare)	Any Denomination	–	–	–
IKE Dollar (Extremely Rare)	Any Denomination	–	–	–
Sac Dollar	Maryland State Quarter	N/A	\$4,500	\$5,500

# Mint Error News Price Guide

## Brockages



A brockage error can only occur when there are two coins involved. One of the coins involved will always be a struck coin which has not ejected properly. That struck coin will find its way back between the dies and will be struck next to a blank planchet which was fed into the collar. The image of that first struck coin will be impressed into that side of the blank planchet. The result will be a second coin which has images of the first coin impressed into it. Those images will be pressed into the coin and the image will be in reverse. This incuse sunken image is known as a brockage.

Denomination	50% Brockage XF	100% Brockage XF	50% Brockage Unc	100% Brockage Unc
Large Cent	\$600	\$1,000	\$3,000	–
Indian Cent	\$500	\$1,250	\$1,500	\$4,000
Lincoln Cent 1943 Steel	\$350	\$500	\$650	\$1,000
Lincoln Cent Wheat Ears	\$125	\$200	\$200	\$350
3 Cent Nickel	\$1,250	\$2,000	\$3,500	\$5,000
3 Cent Silver	\$2,000	\$3,000	\$3,000	\$6,000
Shield Nickel	\$1,500	\$2,500	\$3,500	–
Liberty Nickel	\$1,250	\$2,250	\$2,000	–
Buffalo Nickel	\$2,000	–	–	–
Jefferson Nickel War Time	\$250	\$750	\$750	–
Jefferson Nickel	\$50	\$75	\$50	\$150
Barber Dime	\$2,500	\$3,500	\$5,000	\$7,500
Mercury Dime	\$1,000	\$2,000	\$1,500	\$4,000
Roosevelt Dime Silver	\$100	\$200	\$150	\$250
Roosevelt Dime Clad	\$50	\$100	\$75	\$150
Washington Quarter Silver	\$200	\$500	\$500	\$1,000
Washington Quarter Clad	\$75	\$150	\$150	\$250
State Quarter	N/A	N/A	\$750	\$1,500
Kennedy Half Clad	N/A	N/A	\$650	\$1,500
IKE Dollar	\$1,500	\$2,000	\$3,000	\$5,000
SBA Dollar	N/A	N/A	\$500	\$1,500
Sac Dollar	N/A	N/A	\$1,500	–

# Mint Error News Price Guide

## Double & Multiple Strikes



When a blank planchet is struck by the dies, the normal procedure is for the feeders to eject the struck coin out of the collar and into a chute. If there is a malfunction and the struck coin isn't ejected, it may receive a second or third strike by the dies. A multiple struck coin can happen in many ways and have many combinations of errors.

Denomination	XF/AU	Unc
Large Cent	\$1,000	–
Indian Cent	\$600	\$1,000
Lincoln Cent 1930 and Earlier	\$850	\$1,500
Lincoln Cent 1943 Steel	\$400	\$1,000
Proof Lincoln Cent	N/A	\$4,000
3 Cent Nickel	\$2,000	\$3,500
Liberty Nickel	\$4,000	\$10,000
Buffalo Nickel	\$6,000	\$10,000
Jefferson Nickel War Time	\$750	\$2,000
Proof Jefferson Nickel	N/A	\$6,000
Barber Dime	\$4,000	\$10,000
Mercury Dime	\$3,500	\$8,500
Proof Clad Dime	N/A	\$6,000
Standing Liberty Quarter	\$12,500	\$20,000
Washington Quarter Silver	\$200	\$350
State Quarter	N/A	\$350 – \$750
Proof Clad Quarter	N/A	\$7,500
Walking Liberty Half	\$7,500	\$12,500
Franklin Half	\$5,000	\$10,000
Kennedy Half Silver	\$1,500	\$2,500
Kennedy Half Clad	N/A	\$750
Proof Kennedy Half Clad	N/A	\$7,500
Morgan Dollar	\$12,500	\$20,000
Peace Dollar	\$15,000	\$25,000
IKE Dollar	\$2,000	\$3,000
SBA Dollar	N/A	\$1,000 – \$2,500
Sac Dollar	N/A	\$1,500 – \$3,000

# Mint Error News Price Guide

## Off-Center Strikes



Off-center coins are one of the most common and best known types of errors. This happens when a blank which is supposed to be fed into the press, lands in the collar improperly. When this occurs only part of the blank is between the upper and lower dies. When the dies strike the blank, only that part will be struck with a design.

Denomination	10% - 15% XF/AU	25% - 60% XF/AU	10% - 15% Unc	25% - 60% Unc
Large Cent	\$400	\$2,500	\$1,000	\$7,500
Flying Eagle Cent (1857 – 1858)	\$2,500	\$10,000	\$5,000	\$15,000
Indian Cent	\$100	\$400	\$200	\$600
Lincoln Cent 1930 and Earlier	\$75	\$300	\$150	\$750
Lincoln Cent 1943 Steel	\$40	\$250	\$100	\$500
Proof Lincoln Cent	N/A	N/A	\$1,500	\$3,000
3 Cent Nickel	\$300	\$1,500	\$600	\$3,500
3 Cent Silver	\$1,000	\$5,000	\$2,000	–
Shield Nickel	\$750	\$2,500	\$1,000	\$7,500
Liberty Nickel	\$250	\$1,000	\$500	\$2,500
Buffalo Nickel	\$250	\$750	\$400	\$1,500
Jefferson Nickel War Time	\$100	\$500	\$200	\$1,000
Proof Jefferson Nickel	N/A	N/A	\$2,000	\$5,000
Seated Half Dime Legend	\$3,000	\$7,500	\$5,000	\$15,000
Seated Dime Legend	\$2,000	\$7,000	\$3,500	\$10,000
Barber Dime	\$300	\$1,500	\$500	\$2,500
Mercury Dime	\$100	\$750	\$150	\$1,250
Proof Clad Dime	N/A	N/A	\$2,500	\$5,000
Barber Quarter	\$1,500	\$5,000	\$2,500	\$10,000
Standing Liberty Quarter	\$5,000	–	\$15,000	–
Washington Quarter Silver	\$50	\$100	\$75	\$150
State Quarter	N/A	N/A	\$75	\$300
Proof Clad Quarter	N/A	N/A	\$3,000	\$6,000
Barber Half	\$3,000	\$8,500	\$5,000	–
Walking Liberty Half	\$4,000	\$12,500	\$7,500	–
Franklin Half	\$2,500	\$4,000	\$3,500	\$6,000
Kennedy Half Silver	\$100	\$500	\$250	\$1,000
Kennedy Half Clad	\$60	\$250	\$100	\$400
Proof Clad Half	N/A	N/A	\$4,000	\$7,500
Morgan Dollar	\$3,000	\$13,500	\$7,500	\$20,000
Peace Dollar	\$7,500	\$15,000	\$8,500	\$30,000
IKE Dollar	\$125	\$1,250	\$150	\$2,000
SBA Dollar	N/A	N/A	\$100	\$500
Sac Dollar	N/A	N/A	\$1,000	\$3,500

# Mint Error News Price Guide

## Off-Metals



Off-metal and wrong planchet errors occur when a correctly made blank from one denomination is accidentally fed into a press for another denomination. Examples are a nickel struck on a cent planchet and a cent struck on a dime planchet. The coin struck on an incorrect blank will weigh exactly what the denomination of that blank would have been. An even more dramatic wrong planchet error is a coin struck on a previously struck coin of a different metal.

Denomination	Off-Metal Planchet	Circulated	AU	Unc	Choice Unc – Gem
Indian Cent	Foreign Planchet	\$1,000	\$1,500	\$3,000	\$5,000
Indian Cent	Dime Planchet	\$7,500	\$12,500	–	–
Lincoln Cent Before 1919	Dime Planchet	\$4,000	\$6,500	\$10,000	–
Lincoln Cent Before 1919	Foreign Planchet	\$1,500	\$3,000	\$6,000	–
Lincoln Cent 1919 – 1940	Dime Planchet	\$2,000	\$2,500	\$4,000	\$6,000
Lincoln Cent 1919 – 1940	Foreign Planchet	\$750	\$1,250	\$2,000	\$2,500
Lincoln Cent 1943 Steel	Dime Planchet	\$1,500	\$2,500	\$3,500	\$4,500
Lincoln Cent 1943 Transitional	Copper Cent Planchet	\$40,000 +	\$60,000 +	\$85,000 +	\$100,000 +
Lincoln Cent 1944 Transitional	Steel Cent Planchet	\$7,500	\$12,500	\$17,500	\$25,000
Lincoln Cent Wheat Ears (1941-1964)	Dime Planchet	\$500	\$600	\$1,000	\$1,500
Lincoln Cent 1965 and Later	Dime Planchet	\$125	\$150	\$200	\$350
Lincoln Cent 1964 Transitional	Clad Dime Planchet	\$2,500	\$4,000	\$5,000	\$6,500
Lincoln Cent 1965 Transitional	Silver Dime Planchet	\$2,750	\$4,500	\$6,000	\$7,500
Shield Nickel	Foreign Planchet	\$7,500	\$12,500	–	–
Shield Nickel	Cent Planchet	\$6,000	\$12,500	\$15,000	–
Liberty Nickel	Foreign Planchet	\$400	\$750	\$1,250	\$2,000
Liberty Nickel	Cent Planchet	\$2,000	\$3,000	\$6,000	\$7,500
Buffalo Nickel	Foreign Planchet	\$2,500	\$6,000	\$10,000	–
Buffalo Nickel	Cent Planchet	\$2,000	\$4,000	\$6,000	\$8,000
Jefferson Nickel Before 1950	Cent Planchet	\$250	\$500	\$750	\$1,000
Jefferson Nickel 1950 and Later	Cent Planchet	\$125	\$150	\$200	\$250
Jefferson Nickel 1943	Steel Cent Planchet	\$1,000	\$2,000	\$3,000	\$5,000
Jefferson Nickel 1964 and Earlier	Silver Dime Planchet	\$200	\$300	\$350	\$400
Jefferson Nickel 1965 and Later	Clad Dime Planchet	\$150	\$200	\$225	\$250
Roosevelt Dime Silver	Foreign Planchet	\$2,000	\$2,500	\$3,000	\$3,500
Roosevelt Dime Clad	Foreign Planchet	\$1,500	\$2,000	\$2,250	\$2,500
Roosevelt Dime 1964 Transitional	Clad Dime Planchet	\$5,000	\$6,500	\$7,500	\$8,500
Roosevelt Dime 1965 Transitional	Silver Dime Planchet	\$5,000	\$6,500	\$7,500	\$8,500
Washington Quarter Silver	Cent Planchet	\$300	\$400	\$500	\$750
Washington Quarter Silver	Nickel Planchet	\$300	\$400	\$500	\$600
Washington Quarter Clad	Cent Planchet	\$250	\$300	\$400	\$500
Washington Quarter Clad	Nickel Planchet	\$100	\$150	\$200	\$250
Washington Quarter	Silver Dime Planchet	\$300	\$400	\$500	\$650
Washington Quarter	Clad Dime Planchet	\$250	\$300	\$350	\$400
Washington Quarter 1964 Transitional	Clad Quarter Planchet	\$5,000	\$6,500	\$7,500	\$8,500
Washington Quarter 1965 Transitional	Silver Quarter Planchet	\$5,000	\$6,500	\$7,500	\$8,500
State Quarter	Cent Planchet	N/A	\$6,500	\$7,500	\$8,000
Delaware State Quarter	Nickel Planchet	N/A	\$500	\$650	\$750
All Other State Quarters	Nickel Planchet	N/A	\$1,000	\$1,250	\$1,500
State Quarter	Dime Planchet	N/A	\$5,000	\$5,500	\$6,000
Walking Half	Quarter Planchet	\$12,500	\$15,000	\$17,500	\$22,500
Walking Half	Foreign Planchet	\$10,000	\$12,500	\$17,500	\$20,000
Franklin Half	Cent Planchet	\$3,000	\$4,000	\$5,000	\$6,000
Franklin Half	Nickel Planchet	\$3,000	\$4,000	\$5,000	\$6,000
Franklin Half	Dime Planchet	\$3,500	\$4,500	\$5,500	\$6,500
Franklin Half	Quarter Planchet	\$600	\$750	\$1,000	\$1,250
Kennedy Half Silver 1964	Cent Planchet	\$1,000	\$1,250	\$1,500	\$2,000
Kennedy Half Silver 1964	Nickel Planchet	\$1,000	\$1,250	\$1,500	\$2,000
Kennedy Half Silver 1964	Dime Planchet	\$1,000	\$1,250	\$2,000	\$2,500
Kennedy Half Silver 1964	Quarter Planchet	\$400	\$500	\$600	\$750
Kennedy Half Clad	Cent Planchet	\$750	\$850	\$1,000	\$1,500
Kennedy Half Clad	Nickel Planchet	\$750	\$850	\$1,000	\$1,250
Kennedy Half Clad	Dime Planchet	\$750	\$850	\$1,000	\$1,400
Kennedy Half Clad	Quarter Planchet	\$350	\$400	\$450	\$500
Kennedy Half 1964 Transitional	Clad Half Planchet	\$5,000	\$6,000	\$7,000	\$9,000
Kennedy Half 1965 Transitional	Silver Half Planchet	\$5,000	\$6,500	\$7,500	\$10,000
Kennedy Half 1964 Transitional	Clad Quarter Planchet	\$5,000	\$6,000	\$7,500	\$8,500
Kennedy Half 1965 Transitional	Silver Quarter Planchet	\$6,000	\$7,500	\$8,000	\$9,000
Ike Dollar	Cent Planchet	\$3,000	\$3,750	\$5,000	\$6,000
Ike Dollar	Nickel Planchet	\$3,000	\$3,500	\$5,000	\$6,000
Ike Dollar	Dime Planchet	\$3,250	\$3,750	\$5,500	\$6,500
Ike Dollar	Quarter Planchet	\$2,750	\$3,000	\$4,000	\$4,500
Ike Dollar	Half Planchet	\$1,600	\$1,750	\$2,000	\$2,500
Ike Dollar	Foreign Planchet	\$900	\$1,000	\$1,250	\$1,500
Ike Dollar Transitional	40% Silver Planchet	\$2,750	\$3,000	\$3,500	\$4,000
SBA Dollar	Cent Planchet	N/A	\$1,750	\$2,250	\$3,000
SBA Dollar	Nickel Planchet	N/A	\$6,000	\$7,000	\$8,000
SBA Dollar	Dime Planchet	N/A	\$6,000	\$7,000	\$8,000
SBA Dollar	Quarter Planchet	N/A	\$600	\$850	\$1,000
Sac Dollar	Cent Planchet	N/A	\$8,000	\$9,000	\$10,000
Sac Dollar	Nickel Planchet	N/A	\$7,500	\$8,000	\$9,000
Sac Dollar	Dime Planchet	N/A	\$8,000	\$9,000	\$10,000
Sac Dollar	Quarter Planchet	N/A	\$1,500	\$2,000	\$2,500



# MINTERRORNEWS™

## Exclusive Discounts

Good for purchases on-line, eBay and at coin shows!

alscoins.com



**\$10 off a purchase of a mint error valued at \$100 or more from Al's Coins.**

Offer valid on purchases made from alscoins.com, eBay and at coin shows. This offer is good for any purchase made in the year 2003. One coupon per purchase. This coupon can not be used in conjunction with any other offer.

errorcointrader.com



**\$20 off a purchase of a mint error valued at \$200 or more from Error Coin Trader.**

Offer valid on purchases made from errorcointrader.com, eBay and at coin shows. This offer is good for any purchase made in the year 2003. One coupon per purchase. This coupon can not be used in conjunction with any other offer.

mikebyers.com



**\$250 off a purchase of a mint error valued at \$2,500 or more from Mike Byers.**

Offer valid on purchases made from mikebyers.com, eBay and at coin shows. This offer is good for any purchase made in the year 2003. One coupon per purchase. This coupon can not be used in conjunction with any other offer.

# How To Use The Auctions Without Getting Skinned

by Raymond Gaudette

The on-line auctions held on eBay, Yahoo and others like it are a good place to pick up those hard to find coins. While deceptively simple to use, there are many things of which to be wary. The following tips are the result of my long experience with on-line auctions...

## IF IT SOUNDS TOO GOOD TO BE TRUE...

Oftentimes you will see an item up for auction at a very low price and rush to get a bid in on such a bargain. Well, it's true that there is no such thing as a free lunch. Many times a fantastic item put up for auction has been found to be a fake. Recently a Sacagawea Dollar / Washington Quarter mule came up on one of the auction sites for less than \$25.00. The price in itself should have been a giveaway, as there is probably only one collector, somewhere in Adak, Alaska, who has not heard of "The Mule" and it's \$50,000.00 and up price tag. If it were real, why would someone sell it for \$25.00?

## A PICTURE IS WORTH...

Always check the picture (scan) that accompanies the auction. Make sure that the seller is clear that this is a scan of the actual coin upon which you will be bidding and not just, "one like this". Grading is an art and not a science so make sure that you are comfortable with the seller's grade for the coin. Check for nicks, scratches, gouges, dents, holes, fingerprints and/or signs of cleaning. This is your only opportunity to "examine" the coin before you buy it so make the most of it. If an auction doesn't have a scan, pass it by, regardless of the price! If the seller can't post a picture of the coin, there may be something that he doesn't

want you to see. Unless it's a \$50,000.00 one of a kind coin, the general rule of thumb is, there will always be another one coming along sometime soon so wait for it.

## A FOOL AND HIS MONEY ...

Make sure that you know the value of the coin on which you are bidding! There are plenty of good reference materials around (Red Book, Blue Book, Black Book, Coin World Trends, COINage Trends, etc.) that will give you an estimate of the value of that special coin on which you are bidding. Read them and don't get infected by "auction fever" where you bid continuously higher and higher just because you WANT that coin! Know what the coin is worth and what it is worth to you. Stop bidding when you reach that figure.

## CHECK THE FEEDBACK

Each auction site allows the buyers to rate the sellers and the sellers to rate the buyers. This is called "feedback" and shows up as a number next to the sellers (or buyers) name. Click on it and you will see what other buyers have had to say about this seller. If you read too many negative comments about this seller then by all means pass him/her by. If others have had problems with this person then don't take the chance that you will too. Common sense prevails here, though. No one is perfect and if you sell or buy long enough you will accumulate "some" negative feedback. Use your head. If a seller or buyer has a rating of 500 and you find 5 negative comments, chances are this is a good seller or buyer.

## CHECK THE SELLERS TERMS

When you bid at an on-line auction, you are entering into a binding contract to purchase the item on which you bid if you are the high bidder for that item. Read the seller's terms very carefully before you bid. These terms can generally be found in the Description section of the auction. This is where the seller will tell you how much you must include for Shipping & Handling and Insurance.

Some sellers try to pad their profit by charging an exorbitant amount for shipping/handling/insurance and if you win the auction you must pay this inflated amount. Check it out first and if you think the amount is extreme then pass this seller by. Someone else will always be along to sell another of these coins at a reasonable price.

## ALWAYS GET INSURANCE

If the seller requests reimbursement for insurance or makes insurance optional, always request the insurance. While the law is on your side in cases where the package never arrives, it's worth the small price of insurance to avoid the hassle of having to take the seller to court to get a replacement coin or to get your money back.

## LET THE BUYER BEWARE

Always ask questions! There is a link provided in all auctions to ask the seller a question. Use it if you have any questions for the seller about the auction. After the bidding has ended, it is too late to ask questions. Be a wise bidder and you will almost always be a satisfied buyer!

# Robert L. Astrich

P.O. Box 981  
Hempstead, TX 77445  
Office: (979) 826-2221 Fax: (979)826-6566

I BUY AND SELL MAJOR ERROR COINS, ALL U.S. COINS & EARLY FOREIGN CROWNS & GOLD, HIGH GRADE CERTIFIED MORGAN & PEACE DOLLARS, U.S. DATED GOLD & HI RELIEFS, EARLY 1936-42 PROOF SETS CERTIFIED & RAW.

I AM A STRONG BUYER OF ORIGINAL EARLY MINT SETS 1947-58, AND PAY STRONG PRICES FOR ORIGINAL ROLLS OF CENTS THRU HALF DOLLARS 1954 & EARLIER. I ALSO BUY ORIGINAL BU DOLLAR ROLLS. I AM A FULL TIME USER OF THE CERTIFIED COIN EXCHANGE AND THE COIN NET SYSTEMS. I AM AN ACTIVE BUYER OF LARGE COIN COLLECTIONS.

ALL TRANSACTIONS WILL REMAIN CONFIDENTIAL.

# The Software Clinic


Specializing in numismatic  
website creation.



**Ray Gaudette**



**surok@adelphia.net**



New Book - 100 Greatest U.S. Coins  
by Jeff Garrett and Ron Guth  
Order your copy today!  
**CoinFacts.com**

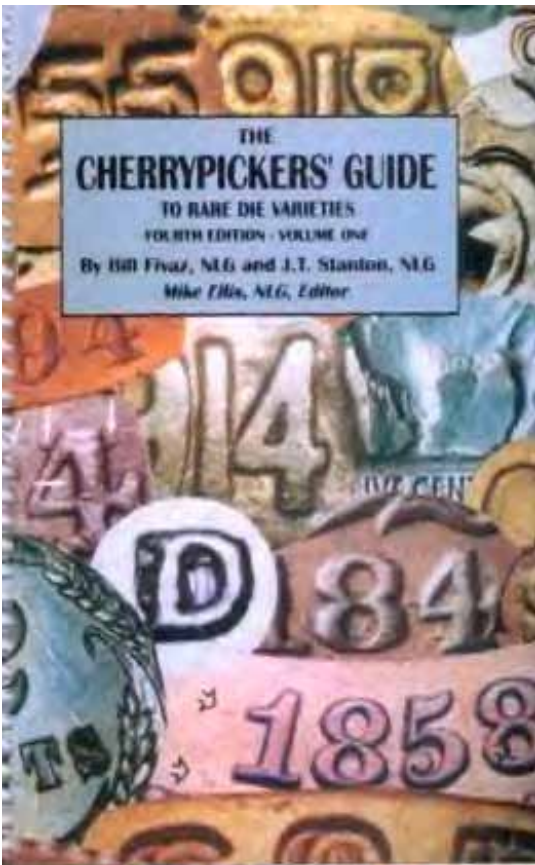
**Order your copy today!**

# *The Cherrypickers' Guide* *To Rare Die Varieties* Volume Two, Fourth Edition

The Second Volume of the Fourth Edition of *The Cherrypickers' Guide* is just around the corner. We are now accepting prepublication orders at a 20% discount off the retail price. The discount will be applied to orders placed and paid for by September 15, 2003. To place your order, please visit [www.cherrypickersguide.com](http://www.cherrypickersguide.com). Or send an e-mail to [jtstanton@aol.com](mailto:jtstanton@aol.com) for instructions, or write to J. T. Stanton, P. O. Box 15487, Savannah, GA 31416-2187.

There are three versions being offered for this volume. The standard 5.5" x 8.5" page size coil bound, the most popular version. A hard bound version with a 5.5" x 8.5" page size (available approx. November, 2003). There will also be a new, large format version available. The copy will be the same as for the 5.5" x 8.5", but will be printed on an 8.5" x 11" page. Again coil bound, this version will allow about 1.5" space on all 4 sides of the copy for notes, plus will include extra note pages within the book. Those who like to keep detailed notes of their collection and of new varieties will find this version the most accommodating.

Only orders placed with J. T. Stanton either by mail, fax or via the web site will be autographed and numbered. If you have a copy of Volume One which is numbered, please note your Volume One book number and your Volume Two will also have the same book number. Payment by check, money order or PayPal only.



5.5" x 8.5" Coil bound \$39.95

5.5" x 8.5" Hard bound \$69.95

8.5" x 11" Large format, spiral bound \$64.95

P & H is \$3.50 for the first copy, and \$1.50 for each additional copy.  
Mailing will be via Media Mail.

For mail orders, send check or money order to:  
(PayPal account is [jtstanton@aol.com](mailto:jtstanton@aol.com))

J. T. Stanton  
P. O. Box 15487  
Savannah, GA 31416-2187

Phone: 912-355-1976  
Fax: 912-355-3399

E-mail: [jtstanton@aol.com](mailto:jtstanton@aol.com)

Website: [www.cherrypickersguide.com](http://www.cherrypickersguide.com)

**NORTHERN NEVADA COIN**  
**BROKENCC.COM**  
**BUYING AND SELLING**  
**RARE U.S. COINS**

**SPECIAL OFFER**  
**TO ALL MINT ERROR NEWS CUSTOMERS:**  
RECEIVE **5% OFF** ANY\* RARE COIN ORDER AT  
**WWW.BROKENCC.COM**  
JUST ENTER VOUCHER CODE **208033075** UPON  
CHECK OUT, OR CALL 1-888-836-5527 TO ORDER

**HOME  
OF THE  
AMAZING  
BROKEN CC**

**WE SPECIALIZE IN:**

- U.S. GOLD COINS**
- SILVER DOLLARS**
- CARSON CITY COINAGE**

**\*EXCLUDES BULLION**

**NORTHERN NEVADA COIN**  
**1-888-8DOLLAR (1-888-836-5527)**  
**1-775-884-1660**

**[www.brokenc.com](http://www.brokenc.com)**



50 years of quality Tradition: Make new friends  
but keep the old - one is silver the other is gold.

**[silvertowne.com](http://silvertowne.com)**

## Upcoming Coin Shows

Visit Mike Byers at his table.

Sept 18-21	Long Beach Coin & Collectible Expo
Nov 21-23	Santa Clara Coin and Stamp Show
Dec 4-7	Baltimore
Jan 8-12	FUN Show
Feb 27-Mar 2	Long Beach Coin & Collectible Expo

# Discovery of Error on Experimental Currency

by Frederick J. Bart

Since the introduction of small (modern) size paper money in 1929, the Bureau of Engraving and Printing (BEP) has--on very rare occasions--experimented with compositional changes in the currency paper. The BEP, in cooperation with Crane & Co. of Dalton, MA (exclusive supplier of paper stock for currency printing since 1861), has conducted a mere handful of tests to assess the durability of various papers. In each instance, extremely limited and tightly regulated numbers of experimental notes were produced.

Perhaps the most famous--and most familiar--of experimental paper money involves the so-called "R" and "S" notes of World War II-era vintage. These tests occurred on \$1 silver certificates of the 1935-A series. The "R" surcharge, in red ink in the lower right corner of the face or front of the note designated "regular" composition, while the "S" reflected a "special" formulation. Slightly more than one million of each variety was released into circulation in 1944, with the intention of analyzing the results of paper durability upon redemption. However, the rate and quantity of return was so small that a statistically significant result was never achieved.

Other less-known experimentals were produced on \$1 silver certificates during the series of 1928-A and 1928-B, plus the series of 1935.

On Federal Reserve notes (easily identified by the green Treasury seal and serial numbers), only one regular issue of experimentals was produced. This involves an extremely scarce test conducted in 1981 on \$1 notes. Although the total experiment involved printing 3,849,000 notes few exist. Either the printing was not released in its entirety or an exceptionally high attrition rate accounts for the paucity of available specimens. Such notes are printed on Natick test paper and identified by the serial Number range of E 76800001 H through E 80640000 H.

Although the BEP produces in excess of twelve billion pieces of paper money per year, excellent quality control accounts for very few errors being released into circulation. Scarce errors--such as those with the serial numbers and seals printed on the back--are produced infrequently and in very tiny quantities. Even fewer still escape the watchful eyes of human and electronic inspectors, making the so-called third print on back error extremely popular. Aside from the scarcity issue, other factors contribute to the popularity of the mistake: (1) the error is readily obvious to even the non-collector and (2) errors are apparent on both sides of the note with the face/front resembling "play money" as there is no serial number or seal and the back appears to crowded with the overprint elements resting atop the normal design.

At the 112th convention of the American Numismatic Association in Baltimore, MD, a discovery note appeared: it is a \$1 1977-A Federal Reserve note experimental (on Natick test paper) with the serial numbers and seals printed on the back.

This note combines the ultimate in rarity with a mistake of noteworthy importance arising on experimental paper. It is certain to highlight the next collection it enters. Although rumors of two such notes have long existed, until this piece surfaced and traded hands via private treaty confirmation was non-existent. It bears serial number E 78779660 H, well within the known range of the Natick experimentals. The discovery note grades Choice Crisp Uncirculated, and bears a tiny ovoid area of discoloration above the "R" in ONE DOLLAR on the back. It is hundreds (or perhaps thousands) of times rarer than a generic example of the third print on back error.

Further information about the note is available from Frederick J. Bart, P.O. Box 2, Roseville, MI 48066, (586) 979-3400 or via email at BartIncCor@aol.com.



## Saul Teichman's Want List

Saul.Teichman@ey.com

I am looking for the following off-metal errors:

- |  |   |
|--|---|
| Wartime Nickel on a Copper Cent planchet.      | Kennedy Half on a Sacagawea Dollar planchet - if it exists. |
| Bicentennial Quarter on a Dime planchet.       | Ike Dollar on a Cent planchet.                              |
| Bicentennial Half on a Cent planchet.          | Ike Dollar on a Nickel 5 Cent planchet.                     |
| Bicentennial Half on a Nickel 5 Cent planchet. | Ike Dollar on a Dime planchet.                              |
| Bicentennial Half on a Dime planchet.          | Ike Dollar on a Quarter planchet.                           |
| Bicentennial Half on a Quarter planchet.       | Susan B. Anthony Dollar on a Sacagawea Dollar planchet.     |

# Proof Sacagawea Dollar Die Crack

There are now two different obverse die cracks that have been discovered on a few 2003-S Proof Sacagawea Dollars.

One of the die cracks is located at 11:00 and runs from the rim to the portrait. The other die crack (pictured below) that has been discovered is at 1:00 and starts at the edge and runs thru the rim and into the forehead of the portrait.

Die cracks found on proof coins are very rare and are popular with collectors of mint errors. Other proof die cracks have been discovered on coins dated from 2000 thru 2003:

- 2002-S Jefferson Nickel Obverse Die Crack
- 2002-S Silver Proof Kennedy Half Dollar Obverse Die Crack
- 2000-S Silver Proof Massachusetts 25¢ Reverse Die Crack
- 2003-S Clad Arkansas 25¢ Reverse Die Crack



## “The Perfect Scale for the Numismatist”

**\$59.00 + \$7.95 (S,H & I) This Pocket Sized Digital Scale weighs in Grams, Ounces, Carats, Pennyweight, Troy Oz. (Maximum capacity is 200 grams X 0.1 gram). My Weigh Brand PalmScale Version 5.0. SIX YEAR Manufacturer Warranty! Many Sold. Many Delighted. You will be also. LouCoins@aol.com or order direct:**

**C. Gokey  
P O Box 72345  
Louisville, KY 40272**



# Error Oddity Coins What Are They?

by Frank G. LaMondie

Down through the years, error coins were identified as Freaks, Irregulars, Defects and Oddities. Then someone came up with the idea of creating a name from the first letters of these descriptions. So, error coins were also called F.I.D.O.'s. Today, numismatists recognize them as "Mint Errors" and/or "Error Coins".

The error coins with titles such as Spiked Head, Three-Legged Buffalo, Floating Roof, Mustached Roosevelt etc., are recognized as "Oddities", a title which tends to separate them from the error coin hobby and place them in a category of their own. I prefer to call them "Error-Oddities". My reasoning for this is because they are formed by minting errors and I hope by renaming them will give them a new beginning and in time, bring about more acceptance by coin dealers and collectors alike.

The first step in understanding Error-Oddity coins is to know what they are and how they "fit in" to the error coin hobby. So, let me begin the definition of "oddity", according to Webster's Dictionary---Queer, eccentric, strange, out-of-the-way, outside the reckoning---and I will add, different from what was intended. These words and definitions basically describe what mint errors and error-oddity coins are. They are coins that were produced at the U. S. Mints and were formed by an accident, malfunction or human error anytime during the minting process and the designs of the coins were altered to look different than what was intended.

Next we must understand how Error-Oddities originate from minting errors. The best way for me to explain it is to list an example of the creation of an error coin and how that same error can also create an error-oddity coin.

Let's start with a Cracked Die error. The Lin-

coln One Cent "striking die" became brittle after striking thousands of Lincoln cents and a crack formed on the die from the rim at the 3:00 position to the front bust of Abraham Lincoln. From then on, a jagged raised line will appear at the same location of numerous Lincoln cent planchets that were struck with that cracked die. Those Lincoln Cents will have a minor error and will be recognized as a "Cracked Die" error coin.

Now, let's take another Lincoln Cent "striking die" that formed a crack from the rim at the 12:00 position to the top of Abraham Lincoln's head. A raised line will now appear at the same location on all future Lincoln Cent planchets this cracked die strikes. This crack on the Lincoln Cent resembled a "spike" to someone many years ago and they titled it as a "Spiked Head" Lincoln cent.

Spiked Head Lincoln's can be found on several different dates of Lincoln cents and are still available on current issued dates. This is only one example of how most Error-Oddities are created by a mint error, then given a special title.

Now, just because that coin bears a minting error and that error formed an unusual and different design, and was given a special title "Spiked Head", does not mean this coin warrants pricing that is several dollars higher than the mint error that produced it. The only way the price should increase is if the demand for that particular error-oddity increases. There have been and always will be those within our hobby who will try to make a "fast dollar" by putting a title on a coin, post a ridiculously high price on it and then advertise them as a "one-of-a-kind" and/or "low-mintage" oddity coin. This kind of activity should not be acceptable within the error coin hobby. Also, in my opinion, this has held back the popularity of the error-oddity hobby. The best way to decrease this "bilking" is to not pur-

chase any of these over-priced coins. Another way to limit the sales of these coins, is to make all collectors aware of them. The Error World Coin Club does a terrific job in notifying their members of these type of listings on the internet auctions. So, all of you novice collectors-----BEWARE and please do not support those kind of sales. You will only be left with a coin that you may never recover your cost if you decide to try to sell it.

Some Error World Coin Club members who read this article, may not be familiar with Error-Oddity coins. Some members may not have taken the interest or time to collect Error-Oddity coins. And some members may separate them from the mint error coin hobby altogether. Some of you may just set them aside and store them with the rest of your “junk” coins. You held on to them because there was something “unusual” or “peculiar” about the coins and maybe, someday in the future, they would become more collectible. Whatever the reasons, Error-Oddity coins have not been very popular and collected by most collectors in the Numismatic world. Mostly only those oddities that are in higher demand and therefore realize higher prices, are more acceptable and collected. It is my desire to re-introduce the Error-Oddity Variety coins of all price ranges in a way that will help popularize them and be more acceptable in the mint error coin hobby.

I have been asked a few times, “Why would you want to waste your time and efforts trying to popularize a hobby that has been tried before and failed in the past?” I hope this article helps in answering that question. In the January, 1997 issue of Arnold Margolis’s “Error Trends Coin Magazine”, he was kind enough to allow me to write an article about the Lincoln Cent Floating Roof error-oddity and how it was under-rated and unrecognized in the error coin hobby. I wrote that article to draw more attention to that particular error-oddity. After that article was published, I noticed that error-oddity coin being offered for sale more frequently on eBay and Yahoo Auctions. The demand and price for them has actually increased and I strongly believe my article accomplished what I was aiming for. This is the same reason I am writing this article and hope it will be as successful as the Floating Roof article was. It is my desire to try to

draw more attention in collecting Error-Oddities and I believe collecting and studying how they were formed would be a good start and “primer” for the beginning collector of mint error coins.

The majority of oddities are formed by “minor” mint errors. What a good way to introduce mint errors to the youth and novice collectors. I solidly stand by that if you want to collect error coins, it would be a good idea to study the minting process and learn how error coins are created at the U. S. mints. By first understanding minor errors and how they were formed, will be easier for youth or novice collectors to understand and identify most mint errors. Another good reason to be knowledgeable of the minting process is, it can help collectors to more easily identify “faked” or “man-made” errors. This type of activity seems to be on the increase as of late. It all falls in line with an old proverb, “You must learn to crawl before you can walk.”

Another reason I am trying to create more acceptance of Error-Oddity coins is, they are plentiful and very affordable. There are hundreds of different Error-Oddities on all denominations of coins. They can be found from bank rolls to pocket change. Error-Oddity coins can be collected and displayed in coin albums just like any other error coin. The majority of Error-Oddity coins can be purchased at reasonably low prices. The demand for them has been low, so the their purchasing prices are low also. They are just another way of collecting error coins and can make minor errors more appealing to some collectors.

Now that the U. S. Mints have revamped their machinery and procedures, fewer mint errors will be produced. If they discover mint errors on coins, they destroy them and melt them down to coin metal stock. The error coin hobby is already realizing the results of the U. S. Mints actions. Fewer mint errors have been coming out of the mints since the year 2002. Will the mints new machines and procedures decrease the interest and members of the error coin hobby in the years ahead? It may, if we let it. Error coin collectors may have to “revamp” their style of collecting. Major mint errors will become available mostly from some collectors who may decide to sell some or all of their

collections. I believe a way to keep our hobby intact and prevent collectors from leaving the hobby altogether, more attention should be given to the Error-Oddity coins. If this does happen, then the demand and prices for them will increase in time. Some members may not agree with me. But, please keep in mind, the U. S. mints first took away the RPM and Doubled Die errors. Now they are desperately trying to take away the major mint errors and it looks like they are going to succeed. However, I believe all will not be lost for our hobby. There are quite a few mint errors that will continue to be produced by the U. S. mints. Here is a "partial" list of errors that will be hard for the mints to cease production of and some of them will continue to form Error-Oddity coins;

Chipped Dies, Clashed Dies, Clogged Dies, Filled Dies, Cuds (all types), Blistered Planchet, Bubbled Planchet, Mechanical Doubling, Worn Dies, Polished Dies, Copper-washed, Rim Burrs, Rim Spurs, Laminated Planchets, Finned Coins, Struck-thru, Misaligned Dies, Missing Clad Layer, Unplated coins, Partial Collars, Rolling Fold, Rotated Reverse. To decrease the numbers of these error coins leaving the mints, they would have to inspect almost every coin leaving the mint. I do not think that will ever happen. Frank G. Spadone tried to popularize oddities with his eight editions of his book "Major Variety and Oddity Guide of United States Coins".

After reviewing his books, I found some of

his definitions and illustrations were improper. In my mind, one advantage of Mr. Spadone's book was, he recognized the oddity variety coins and illustrated and listed them, even though some of those were questionable. He drew the attention of only a few coin collectors that found interest in oddity coins. I am one of those few.

Collecting Error-Oddities can be fun to share with family, friends and other collectors. They can be exciting and fun when you find a new type of Error-Oddity and create your own title for it. Plus, they can be found on all denominations of coins of almost all years coins were struck in the 20th century. I wonder how many oddities there are in circulation or in someone's drawer, tin can or glass jar that have not been found yet?

Whether you are a dealer or collector, you apparently desire coins that are "peculiar" and "odd", which gives reason you should think about including Error-Oddity coins in your inventories and coin collections. I hope this article has given some of you a better understanding of the Error-Oddity coin hobby and how it can be a fun, exciting and a more acceptable hobby of the future.

Photos of some of my Error-Oddities in my coin album can be viewed on EW3. I will be posting more photos in the days ahead.

Good hunting and enjoy!!



# NORTHEAST NUMISMATICS INC. RARE COINS · PERSONAL SERVICE

Northeast Numismatics  
10 Concord Crossing, Ste. 220  
Concord, MA 01742  
800-449-2646  
www.northeastcoin.com

Northeast Numismatics has an impressive inventory of over 1,200 U.S. and foreign coins. We have a strong selection of mint errors, both U.S. and foreign. And we carry every area of United States coinage from colonials through rare gold including type, commemoratives, silver dollars and much, in addition to our extensive inventory of world coins.

High quality "fresh" coins are what we are known for and take pleasure in offering. We constantly are hearing from our customers about our excellent prices and high customer service. 2003 is our 39th year of business, so order with complete confidence. Also, please keep in mind that we are always buying coins of all kinds, certified and uncertified, to fill our want lists.

# Errors From The Royal Mint

by Harold Oldham

The Royal Mint of the United Kingdom has the reputation as being one of the tightest “quality controlled” mints in the entire world. This scrupulously stringent organization inspects it’s finished coins and makes them undergo numerous examinations before

releasing any coin out into circulation.

I’m a collector of world errors and I think that they are so undervalued and hard to find. Here are 3 English errors that I’d like to share with all of you.



1964 6 Pence Off-Center



20 Pence Double Clip



1998 50 Pence Major Clip

**COINLINK** 

**Numismatic News & Rare Coin  
Web Site Directory**

**coinlink.com**

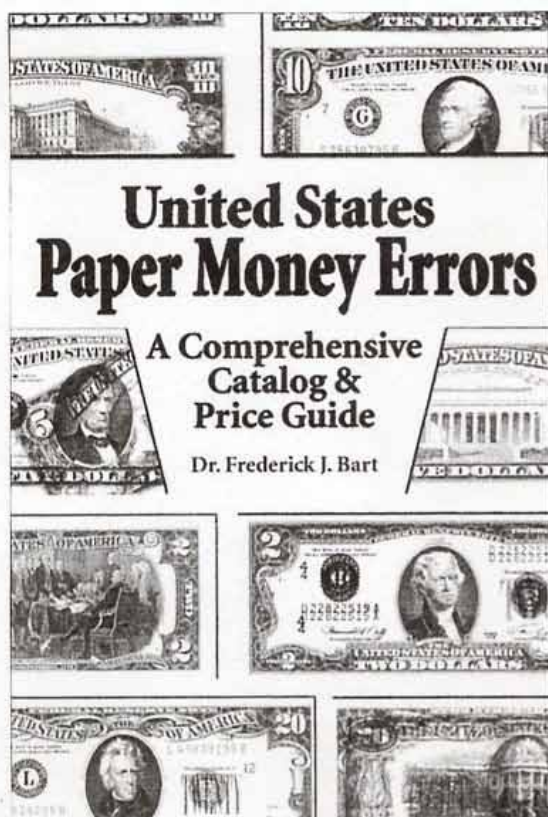
The LONG AWAITED SECOND EDITION of

# United States Paper Money Errors: A Comprehensive Catalog & Price Guide

by **FREDERICK J. BART**

foreword by **HARRY E. JONES**

Will be **READY to SHIP** in a **COUPLE** of **WEEKS ...RESERVE YOUR COPY** now  
published by **KRAUSE PUBLICATIONS**  
available from Krause Publications, their distributors, your supplier, or directly from the author



- **COMPREHENSIVE INFORMATION**  
on **US PAPER MONEY ERRORS**  
ranging from **DOUBLE DENOMINATIONS** to **INK SMEARS**
- **COMPLETELY RE-WRITTEN**
- **UP-to-DATE PRICE GUIDE**  
in **THREE GRADES**
- **550 PHOTOGRAPHS** (b & w) of  
**SMALL SIZE & LARGE SIZE ERRORS**
- **256 PAGES**, 6" x 9", softbound
- **HISTORICAL PHOTOGRAPHS**
- **BEHIND-the-SCENES** peeks at  
"INSIGHTS and INCIDENTS"
- **SUITED** for both the **ADVANCED COLLECTOR** and the **BEGINNER**
- **DATA** for the **RESEARCHER, CATALOGUER, and DEALER**

-----ORDER FORM-----

I wish to reserve--and am enclosing payment for--one copy of *United States Paper Money Errors* at \$24.95. My check will not be cashed until the book is ready to ship. I would like the book:

- autographed by the author  
 inscribed, as indicated below, and autographed

\_\_\_\_\_  
 \_\_\_\_\_  
 \_\_\_\_\_

Please mail the book to:

\_\_\_\_\_  
 \_\_\_\_\_  
 \_\_\_\_\_  
 \_\_\_\_\_

**BART, Inc.** ● PO Box 2 ● Roseville, MI 48066 ● 586.979.3400 ● [BartIncCor@aol.com](mailto:BartIncCor@aol.com)

# Double Struck Swedish Gold Coin


by Richard Lewis



I thought that the readers of Mint Error News would like to see this coin. I have an 1884 20 Kroner gold coin that is double struck.

It has been authenticated by ANACS and is graded MS64. It is quite spectacular. As you can see it rotated between strikes and has the nose, mustache and eye from the first strike in the neck of the second strike.

This is the only mint error on a Gold coin that I've handled. It is for sale, please e-mail me at [rlewis@gordonpolon.com](mailto:rlewis@gordonpolon.com) if you are interested.





**Fred Weinberg & Co.**  
Dealer in Major Mint Error Coins & Currency

Postal Correspondence:

Telephone/Fax:

16311 Ventura Blvd.  
Suite #1298  
Encino, California 91436

(818) 986-3733, (818) 986-3800  
Toll-free: (800) 338-6533  
Fax: (818) 986-2153

**fredweinberg.com**

# Harry E. Jones

## Rare Coins & Currency

Sell Harry Your Mistakes!!

Leading Dealer in Error Currency For Over 30 Years. Buying and Selling the  
Finest in Error Currency. Especially Want Errors on National Currency. Also  
Buying Uncut Sheets of Nationals Large and Small.

7379 Pearl Rd.  
Cleveland, OH 44130

440-234-3330

LM ANA PNG PCDA



# V Nickels On Cent Planchets

by Saul Teichman

As part of my research involving United States pattern coinage, I often come across wrong planchet mint errors that are often confused with so-called “regular dies trial pieces”. This article is about the Liberty or “V” Nickel struck on a Cent planchet.

As a collector of “rejects”, I collect not only patterns but also mint errors. As a researcher, I came to note that while there is excellent pedigree and census information on rare patterns coinage, there is not similar information available on mint errors.

Many dates are listed in the mint error sections of the first seven editions of Dr. J. Hewitt Judd’s “United

States Pattern, Experimental and Trial Pieces” and also in Don Taxay’s “Comprehensive Encyclopedia of United States” but as I started researching what dates were really out there, I noticed that their listings were woefully incomplete.

I have recorded the following examples thus far and do not know of any date having more than 3 pieces in existence. I hope that collectors out there will be willing to add their pieces to this listing so that we can find out how rare these pieces truly are. If enough people respond, we will issue a revised pedigree listing in a subsequent edition.





**1883**

No Cents 1) P.C. Clark (Bolender 11/32 lot 859) as AU, 58 ANA lot 443 as XF, 64 ANA lot 733 Unc, B/R 1/85 Unc at \$1210 – are there two coins existing or is it unique?

**1886**

1) NERCA 11/81 VF

**1888**

1) X. Chamberlain AU or better

**1889**

1) An example is known overstruck on an 1973 indian cent shown in a September 2002 edition of Coin World.

**1890**

Reported by Judd

**1892**

1) P.C. Clark (M. Bolender 11/32) lot 867 as Fine

**1893**

1) F. Weinberg 3/99 PCGS XF40, 99 ANA (not sold)  
2) Smithsonian (279171.001)

Note: one of these is ex-PC Clark lot 868 as VF and/or Bolender's 86th.

**1896**

1) 64 ANA lot 734 as VF, this or another F. Weinberg 3/02 FPL - PCGSAU50

**1897**

1) F. Weinberg 12/98 FPL Unc, F. Weinberg 9/99 FPL - PCGS AU55

**1898**

1) F. Weinberg 12/98 FPL XF, F. Weinberg 9/99 FPL, S. Teichman for \$2600 - PCGS AU55

**1899**

One is known struck on an 1873 Indian cent – See September 2002 Coin World

**1900**

1) B/R 11/83 lot 2475 XF45, J. Leidman inventory 9/20/00 - ANACS AU50, Ebay 9/00, Heritage 4/3/01 online auction, R. Schemmer 4/02, B/M 9/02 at \$4600 now NGC-AU55BN

2) NERCA 11/81 VF - check description – same as above ??

3) one in UNC was in Bolt collection – same as #1 ??

**1902**

Reported by Judd

**1903**

1) Numismatic Enterprises 2/68 lot 586 Unc

**1904**

1) F. Weinberg 12/98 FPL AU, F. Weinberg 9/99 FPL, 2000 ANA – PCGS XF45

**1905**

1) T. Elder 6/35 lot 1944 Unc

**1906**

1) F. Weinberg 3/99, Heritage 2/02 at \$805, F. Weinberg, 2002 ANA as PCGS F15, Stacks 1/03 unslabbed

2) F. Weinberg 3/02 FPL, Heritage 7/02 - PCGS63

3) R. Schemmer at 96 ANA, X. Chamberlain – ANACS63RB

One of the last 2 is ex Virgil Brand (journal #40155 bought in 1907)

**1907**

1) eBay in August 27, 2002 bought by F. Weinberg now PCGSAU58

2) Superior 5/2003 ANACS Net VF20 scratched

3) 2003 ANA ANACS63BN

**1908**

1) 91 ANA lot 722 Unc, 2000 ANA – PCGS64

**1910**

1) 2003 ANA Fine 12

**1911**

1) Federal Brand 9/55 lot 1039 VF, Superior 9/98 lot 855 AU/Unc, J. O'Donnell, Superior 2/01, F. Weinberg PCGS AU55 – are there 2 coins here.

# Independent Coin Grading Company

## A Company Formed By Some Of The Industry's Top Graders.



KEITH LOVE, FOUNDER AND PRESIDENT

Only ICG offers you all this:

ICG's "No-grade, No-Fee" policy. We charge a \$5 processing fee if we "no grade" a coin.

Intercept Shield, Ultimate protection for your collectibles.

\$1 credit for returning our insert tags, (pre 1950 coins) and a 50¢ credit for all 1950 or later coins.

Quick turnaround times to preserve cash flows.

Sonically sealed, tamper-evident, attractive holder with our SECUREGRAM™ hologram system.

And, most important ... expert, consistent grading by the most respected names in the business.

### ICG

7901 East Belleview Ave., Suite 50  
Englewood, CO 80111  
877-221-4424 (Toll Free) - 303-221-5524 (Fax)

## Subscribe to Error Trends Coin Magazine

**error trends** PO Box 158  New  
COIN MAGAZINE Oceanside NY 11572-0158  Renewal

Dear Sirs,  
Please enter my subscription to **error trends**  
COIN MAGAZINE as follows:

1 Year: \$15.00     2 Years: \$28.00     3 Years: \$40.00  
 Single Sample Copy \$2.75 ppd.

NAME \_\_\_\_\_  
ADDRESS \_\_\_\_\_  
CITY \_\_\_\_\_ STATE \_\_\_\_\_ ZIP \_\_\_\_\_ + \_\_\_\_\_

( Be sure to add "zip + four" zip code to assure more rapid mail delivery)

Please make all checks payable to Error Trends Coin Magazine or "ETCM". All payments from other countries in "US Funds" only. Additional postage charges required for other countries. Do not send cash through the mail. Thank you.



# 2003 - 2004

## Accepting Consignments Call 800-421-0754 to Consign Today!

### SANTA CLARA ELITE COIN AUCTION

NOVEMBER 21, 2003 | SANTA CLARA, CA

*The Official Auction of the Santa Clara Coin & Collectibles Expo*

**CONSIGNMENT DEADLINE: September 26, 2003**

### ORLANDO ELITE COIN AUCTION

JANUARY 5-6, 2004 | ORLANDO, FLORIDA

*Featuring United States Coinage*

**CONSIGNMENT DEADLINE: October 31, 2003**

### PRE-LONG BEACH ELITE COIN AUCTION

JANUARY 25-27, 2004 | BEVERLY HILLS, CA

*Featuring United States, World and Ancient Coinage*

**CONSIGNMENT DEADLINE: December 5, 2003**



## SUPERIOR GALLERIES

BEVERLY HILLS

9478 W. OLYMPIC BOULEVARD  
BEVERLY HILLS, CALIFORNIA 90212



800-421-0754

[www.sgbh.com](http://www.sgbh.com)



*A Stanford Financial Portfolio Company*

Stanford Financial Group is a 51% owner of Superior Galleries



**Steve Deeds**  
President  
[steved@sgbh.com](mailto:steved@sgbh.com)



**Wayne Pratali**  
Director of Numismatics  
[waynep@sgbh.com](mailto:waynep@sgbh.com)



Colonials, Half Cents & Large Cents  
Sold in Association With ...



SUPERIOR  
McCawley-Grellman

*The Copper Experts™*

# Matched Brockage Pairs

by Bill Snyder - worlderrors.com

Collectors of brockages know that all brockages are scarce. Brockages are usually not unique. If one was produced by accident, it is likely that a few more were struck. For any given type of World coin, nearly all Brockages will be found on the obverse. Foreign Mints usually place the Reverse Die in the upper hammer position.

Since Brockages are usually produced when the upper Coining Die is covered by a previously struck coin, the coin will show two images of the same design. A brockage error can only occur when there are two coins involved. One of the coins involved will

always be a struck coin which has not ejected properly. That struck coin will find its way back between the dies and will be struck next to a blank planchet which was fed into the collar. The image of that first struck coin will be impressed into that side of the blank planchet. The result will be a second coin which has images of the first coin impressed into it. Those images will be pressed into the coin and the image will be in reverse. This incuse sunken image is known as a brockage.

It is difficult to find both obverse and reverse brockages of the same coin type. Here are some examples:

**A Brockage Pair of English Shillings (Obverse and Reverse)**



**French 20 Franc Obverse and Reverse Brockage**



**India Rupee Obverse and Reverse Brockage**



# MINTERRORNEWS™ MUSEUM

Enjoy viewing the major mint errors in our museum. These are exciting and dramatic examples of major mint errors that we wanted to share with our readers.

1865 2¢  
Obverse Die Cap & Brockage  
ANACS



1898 25¢  
Obv Die Cap & Brockage  
PCGS MS 62



1954 25¢  
Struck on 1¢ Planchet  
ANACS MS 63 BRN



1964 25¢  
Struck on 1964 10¢ Planchet  
ANACS MS 63



1998-P 25¢  
Struck 3x on Aluminum Scrap  
ANACS MS 62



1999-P CT 25¢  
Multi Struck Reverse Cap  
ANACS MS 65



50¢ Franklin on 10¢ Planchet  
Reverse Retained Struck Thru  
ANACS MS 61



1971-D Kennedy Half  
Indent by 1¢ Planchet  
ANACS MS 62



2000-P Sac \$1  
Double Denom F/O on MD 25¢  
PCGS MS 64



1855 \$3 Indian Gold  
Broadstruck  
PCGS AU 50



Euro Cent  
Struck With 2 Reverse Dies  
ANACS MS 63 RED



1775-86 1/2 G Geo III  
Full Brockage  
ANACS AU 58



1897 10G Netherlands  
Full Brockage  
ANACS AU 58



1928 Ducat Netherlands  
Off-Center  
ANACS MS 66



\$500 Note  
Major Third Printing Shift



1893-O \$10 Liberty Gold  
Broadstruck Out Of Collar  
PCGS AU 58  
Unique





1906 5¢  
40% Indented Strike  
PCGS AU 55



1857 H10¢  
Struck 30% Off-Center  
ICG MS 65



Unique Mated Pair of Franklin Halves  
PCGS



Unique Dual Date/Dual State  
ANACS MS 64



Bonded Two Piece Silver Kennedy Cap



1920 Buffalo Nickel  
Struck on Copper Planchet  
NGC AU 55



# Frequently Asked Questions

## What is a Martha Washington Test Piece?



Martha Washington Quarter Test Piece  
Pollock #2082, Judd #2115 Plate Coin

A Martha Washington Quarter, has been discovered and was purchased by Michael Byers of Byers Numismatic Corp. ([mikebyers.com](http://mikebyers.com)). So far, this is the only known example in private hands. There is one set of a Dime, Quarter and Half struck by the Martha Washington dies that are permanently housed in the Smithsonian Institute, embedded in blocks of lucite. According to *United States Pattern and Related Issues*, by Andrew W. Pollock III, “the only trial pieces purported to have survived metallurgical testing in 1965 were the Dime, Quarter Dollar, and Half Dollar equivalent strikes in copper-nickel clad over copper.”

# Frequently Asked Questions

---

## What are Die Adjustment Strikes?



Die adjustment strikes are also known as die trials. This error occurs when a coin is struck from the press with very little pressure. When the press is being set up and adjusted, extremely weak strikes occur as the strike pressure reaches its optimum level. These die trials are destroyed after being struck and are rarely found in circulation.

# Highlights From My Collection of Swedish Error Coins

by Martin Wettmark

Another double-strike I want to share is this 1/16 Riksdaler from 1855 which is off-center double-strike.

This is a journey through my Swedish collection of error coins. When I started to collect error coins in Sweden 20 years ago I did not know of any other collector of such coins in Sweden. I was sometimes met with the attitude that these coins did not actually count, they were misfits and people should not collect them. After some years I realized, through the contact with Arnold Margolis and ECTM, that this was a respectable way of collecting coins with its concepts, literature and tradition.

## Double Strikes



Better errors on Swedish silver coins are very hard to find. Here are two more double-strikes from the same period of Gustav VI Adolf period, one 2 Ore 1966 with a flip-over double-strike and one 5 Ore (no date) off-center double-struck.



This one shilling is one of my nicest errors. As you see it is a flip-over double-strike. The interesting thing is that the two images of this coin are almost identical. I bought this coin from a US dealer in Texas that also had some other nice errors for sale. Generally it is very hard to find good Scandinavian error coins in US.

## Off-Center Strikes

Here are some 1 Kroner Off-Center Errors from 1875 1973. In the middle is an off center struck 2 Kroners coin from 1953 from Gustav VI Adolf. This is the only known off-center 2 Kroner coin!



The quality control at the Swedish Mint is very strict regarding higher denominations. Here is an off-center struck 1 Ore 1858 from the reign of Oscar I with nice brown color.



## Brockage strikes

Another kind of error that is very sought after also by Swedish collectors are brockage strikes. Pictured below are two capped die strikes.



The 1 Krona from Gustav V's period is the only known incused or brockage struck silver crown coin. Notice that both coins have expanded opposite sides.

## Planchet errors

Continuing this journey through my Swedish collection I want to show some planchet errors. First is a 1 Kroner 1943 struck on an iron metal 2 Ore planchet.



Next is a 5 Ore 1968 struck on a 2 Ore planchet off-center.



## Highlights From My Collection of Swedish Error Coins continued from page 69

The third is a Kronor 1997 struck on a Finnish 5 Mark planchet.



The last planchet error is a funny coin. It is a ½ Ore from 1858 which has lost a piece of the planchet. This indicates that the error was created during the striking and it is strange that it did not fall away from the coin.



Error collecting in Sweden has expanded and today there are hundreds of collectors. There are also two books written about error coins. If someone wants to give feedback on this article or has any questions on Swedish errors, feel free to mail me at: [mawett@telia.com](mailto:mawett@telia.com).

## Karl Stephens

ANA LM 3112

**Dealer in World Coins,  
Patterns & Mint Errors**

P.O. Box 3038, Fallbrook, CA 92088  
760-731-6138 • FAX: 760-731-9132  
[www.karlstephensinc.com](http://www.karlstephensinc.com)

## MINTERRORNEWS MAGAZINE

### Coming in Issue 4

- Another Unique Discovery Mint Error
- An Article on a 1974 Aluminum Cent
- A Unique Coin Bonded With a Wrench
- Two Double Struck U.S. Proof Patterns
- Mint Error Market Report
- Unique Proof Jefferson Nickel Brockage
- An Article on Safes, Storage and Security
- A Unique, Rare Date U.S. Broadstruck \$5
- An Expanded Price Guide

## Wanted To Buy: Buffalo Nickel Errors

Large laminations, straight clips, curved clips, off centers, broadstrikes or cuds on any of the following dates: 1925-D, 1926, 1926-D, 1927-S, 1928-D, 1935-D, 1937-S.

### Also:

Off centers	1930, 1931-S, 1938-D
Off centers	55% & 70%
Off centers	55% to 75% at 9:00
Misaligned die	10% or more
Reverse cuds	K-3, K-8, K-10
Curved Clips	Obverse - K-1, K-7, K-12

*Please describe & price.*

**Bob Entlich  
c/o Stacks  
123 W. 57th St.  
New York, NY 10019**

# BYERS NUMISMATIC CORP

MIKEBYERS.COM



**The Largest Dealer of the World's Rarest Mint Errors™**

U.S. & WORLD MAJOR MINT ERRORS • DIE TRIALS • NUMISMATIC RARITIES



We handle the world's finest Major Mint Errors and Numismatic Rarities. Our premier MULTI-MILLION DOLLAR INVENTORY includes only the best, museum quality, world class and exotic U.S. and World Major Mint Errors and Die Trials. Many of our purchases are immediately sold to our customers, and don't even reach our website to be sold, or eBay to be auctioned. Send us your want list, we may have what you're looking for.

## MIKE BYERS

P.O. Box 5090, San Clemente, CA USA 92674

Office: 949-276-7072 • Fax: 949-276-7073

Fed Ex Address only: 1001 Avenida Pico #C 612, San Clemente, CA 92673

E-Mail: [mike@mikebyers.com](mailto:mike@mikebyers.com) • Website Design: [sam@mikebyers.com](mailto:sam@mikebyers.com)

Mike Byers, Professional Numismatist since 1978

Byers Numismatic Corp. A California Corporation Since 1980

Mike Byers is a consultant to ANACS for Mint Errors

